

# Don't Be Shy!

## Worship

We worship God, whose presence changes us.

### POWER TEXT

"Let us then approach God's throne of grace with confidence, so that we may receive mercy and find grace to help us in our time of need" (Hebrews 4:16, NIV).

### KEY REFERENCES

- Daniel 9:1-19
- Jeremiah 25:11; 29:10-14
- *Prophets and Kings*, chap. 45, . 555, 556
- *The Bible Story* (1994), vol. 6, pp. 66-70
- Student lesson on page 82 of this guide

### OUR BELIEFS

- No. 10, The Experience of Salvation
- No. 14, Unity in the Body of Christ
- No. 11, Growing in Christ

### OBJECTIVES

#### The students will:

- **Know** that daily prayer and Bible study are essential parts of worship.
- **Feel** confident that they can trust God to keep His promises to them.
- **Respond** by going to God with confidence every day, trusting in His never-ending love.



We can  
come to God  
confidently,  
for He answers  
our prayers.

## The Bible Lesson at a Glance

The children of Israel are captives in Babylon, but Jeremiah's prophecy indicates that the time has come for the Israelites to return to Jerusalem. Daniel prays and asks God to carry out His promise of restoration. In his prayer Daniel acknowledges his own sinfulness and the sinfulness of the people, and expresses confidence that God will fulfill His promises of forgiveness and restoration because of His great mercy and compassion.

### ***This is a lesson about worship.***

We can approach God with courage and confidence because, just as He sent word through the prophet Jeremiah that He would deliver Israel, so He has given us promises that assure us of His great love and provisions. We can be confident that God will keep His promises to us. God never leaves His people without hope.

## Teacher Enrichment

*Daniel*—Although not directly mentioned, this passage (Daniel 9:1-19) shows Daniel's good habits of daily Bible study and prayer. He was aware of Bible prophecies (verse 2) and through prayer he was able to claim the promises of God for himself and for his people.

*Daniel's Prayer*—Recorded as one of the outstanding prayers of the Old Testament, a great example of intercessory prayer, a type of what Christ and the Holy Spirit do for us. Offered by a sincere petitioner, it begins with an acknowledgment of the faithfulness of God—God is a covenant keeper. If the covenant fails, we have ourselves to blame. Daniel maintains confidence in the compassion and forgiveness of the Lord despite Israel's backsliding and rebellion.

*In what area of your life do you need to experience a renewal of your commitment to God? What can you share with your students about your personal devotional practices (i.e., prayer, Bible study) that will inspire them in their walk with the Lord?*

# Welcome

Welcome students at the door and direct them to their seats. Ask them how their week has been. Encourage learners to study their Sabbath School lesson regularly, and use several minutes to debrief students on the previous week’s lesson.

Ask: **What was the most interesting part of the Bible story? What activity did you find the most helpful? Which activity was the most fun?** Invite students to share their experiences and/or the handiworks they created for Sabbath School during

the week. (The leader should be familiar with the previous lesson to be able to direct the discussion.) This is also a good time to have students recite the power text.  
**Have students begin the Readiness Activity of your choice.** »

## Program notes

LESSON SECTION	MINUTES	ACTIVITIES	MATERIALS NEEDED
Welcome	Ongoing	Greet students at the door. Ask about their week.	
1	10-15	A. Praising God in Trials	paper, pencils
		B. People of Prayer	squares of fabric/construction paper, markers/art supplies, hole puncher, yarn/tape/stapler
* Prayer & Praise	15-20	See page 77. Prayer & Praise may be used at any time during the program.	songbooks, world map, pushpins, offering plate/basket
2	15-20	Introducing the Bible Story	article on political imprisonment
		Experiencing the Story	Bibles, prepared signs
		Exploring the Bible	Bibles
3	10-15	Scenarios	
4	10-15	Intercession	
* Closing		A. Prayer and Closing Comments	
		B. Reminder to Parents	
		C. Coming Up Next Week	

READINESS ACTIVITIES

Select the activity or activities that are most appropriate for your situation.

A

Praising God in Trials


Have students think of one of the most difficult times in their lives, when they didn't seem to have a solution to their problem. Have them think of ways God provided for them when they trusted Him. Distribute paper and pencils and have students write a prayer in the form of a letter to God, expressing their praise and gratitude for His goodness and His love that remain constant no matter how tough the challenges may be. Invite them to read their letters to God to the class.

- YOU NEED:
- ☐ paper
  - ☐ pencils

Debriefing

Ask: **How do you feel about God when you know that He loves you no matter what? Let's say together our power text, Hebrews 4:16:**

*"Let us then approach God's throne of grace with confidence, so that we may receive mercy and find grace to help us in our time of need" (Hebrews 4:16, NIV).*

Our power point encourages us to believe that  **We can come to God confidently, for He answers our prayers.**

B

People of Prayer


Ask students to think of Bible characters who have prayed to God in times of great turmoil and whose prayers were answered (i.e., Noah, Abraham, Joseph, Moses, Hannah, Elijah, Esther). Distribute to them squares cut out from fabric or construction paper and have students draw or paint a Bible character who was a person of prayer. They should each identify their Bible character by writing their name at the bottom of their square. At the end, connect the squares together by tying them with yarn or stapling them or taping them. Display in the Sabbath School classroom the quilt representing men and women of prayer.

- YOU NEED:
- ☐ squares of fabric/construction paper
  - ☐ markers/art supplies
  - ☐ hole puncher
  - ☐ yarn/tape/stapler

Debriefing

Ask: **Who are the people you chose to illustrate? What did they pray for? How did the prayers of these men and women make a difference? What can we learn from individuals who did not give up trusting in God even when their faith was tested through tough situations? (We too can trust God to carry us through our times of trouble when we place our trust in Him.) Let's say together our power text, Hebrews 4:16:**

*"Let us then approach God's throne of grace with confidence, so that we may receive mercy and find grace to help us in our time of need" (Hebrews 4:16, NIV).*

Our power point encourages us to believe that  **We can come to God confidently, for He answers our prayers.**



# Prayer & Praise

## Notes

### Fellowship

Report the students' joys and sorrows (pleased and troubled) as reported to you at the door (as appropriate). If they have given you permission, share one or two special items from students' Bible study during the week. Acknowledge any birthdays, special events, or achievements. Give a special, warm greeting to all visitors. Close with a prayer that God will show everyone in your Sabbath School, adults and students alike, a way that He would have them "stand still" in their lives and allow Him to win victories for them.

### Suggested Songs

"I Will Sing of the Mercies of the Lord" (*He Is Our Song*, no. 15)  
"All Through the Day" (*He Is Our Song*, no. 77)

#### YOU NEED:

- ☐ world map .....
- ☐ pushpins .....

### Mission

Say: Use Adventist *Mission* for youth and adults (go to [www.juniormission.org](http://www.juniormission.org) and click on MISSION) or another mission report available to you. Using a world map, have the students identify and mark with pushpins the location where the mission story is taking place.

#### YOU NEED:

- ☐ offering plate/basket .....

### Offering

Say: **God asks us to tell everyone about Jesus so that they will all have a chance to live with Him when He makes the earth new. Giving your offerings is one way to help do that.**

### Prayer

Say: **Even though we often suffer the consequences of our willful disobedience of God's law, God delights in forgiving our sins and turning things around. It is a joy to share this good news with our friends. We also need to pray for people in the world who have no knowledge of God's love.** Organize the class into pairs and encourage each pair to pray for one another. Have each person pray that their partner will experience the full joy of God's wonderful grace. Close with a prayer for the students' joys and sorrows, for the birthday and other special event celebrants, as well as for the visitors.

2

BIBLE LESSON

■ ..... **YOU NEED:**  
**Introducing the Bible Story** ☐ article on political imprisonment .....

Bring to class a newspaper or magazine article that describes a present-day example of political imprisonment. Take a few minutes to describe the situation for the entire class and then point out that the prophet Daniel was a kind of political prisoner in Babylon.

■ ..... **YOU NEED:**  
**Experiencing the Story** ☐ Bibles .....  
☐ prepared signs .....

Ahead of time, make signs, each to have one word as listed below.

Ask a volunteer to read aloud Daniel 9:1-19. Then ask group members to sit in a circle and read the following scriptural passages aloud and discuss what they tell us about God and the kind of approach we should take when praying:

- Psalm 145:18
- Daniel 9:18
- Matthew 6:5-13
- James 5:13-18

In separate areas of the room, display a sign with one of the following words: "Self," "School," "Family," "Others," "World Concerns." Ask class members to choose one sign each, go stand next to it, send up a silent petition to God about that particular concern, and thank Him for answering their prayers.

**Our power point reminds us that**

 ***We can come to God confidently, for He answers our prayers.***

### ■ ..... YOU NEED:

#### Exploring the Bible

□ Bibles

Ask students to work in pairs to find examples of other great prayers in the Bible. When the pairs have had time to prepare, call on volunteers to read one of the prayers they found and tell about the circumstances surrounding it. Use the following texts:

The Lord's Prayer—Matthew 6

The Magnificat—Luke 1:46-55

Simon's Prayer—Luke 2:29-32

Jesus' Prayer for Disciples—John 17:6-19

Zechariah's Prayer—Luke 1:68-79

Say: **Let's repeat our power text together, Hebrews 4:16:**

*"Let us then approach God's throne of grace with confidence, so that we may receive mercy and find grace to help us in our time of need" (Hebrews 4:16, NIV).*

As the power point states:

 ***We can come to God confidently, for He answers our prayers.***

#### Scenarios

Relate the following scenarios to the students.


1. **Marcia and Camille have been best friends since first grade. They have never kept any secrets from one another. One day Marcia, without thinking, tells one of Camille's deepest secrets to another classmate. Camille is hurt by Marcia's action.**

Ask: **How should Marcia go about restoring her relationship with Camille? What, if anything, can Marcia do to make things right? What would be the result if Camille refused to forgive? What would be the result if Camille forgave Marcia? How is this like or unlike the way God responds to us when we do wrong?**

2. **Jack's older brother, Bill, recently learned to drive. One day while his mother is away, Bill takes her car and picks up some of his friends, and they go for a ride. In an attempt to impress his friends, Bill speeds along a busy street, then makes a sudden turn around a corner. Unable to control the car, he hits a boy riding a bike across the street. Someone calls an ambulance, and the boy is taken away to the hospital.**

That night Bill can't sleep. He keeps picturing the boy lying on the street. Bill decides he has to make things right. He goes to the hospital and asks the boy to forgive him.

Ask: **How can the injured boy share God's love with Bill? How will Bill feel if the boy forgives him? Remember the message of our power point:**

 ***We can come to God confidently, for He answers our prayers.***

## LESSON 7

# 4

### SHARING THE LESSON

#### **Intercession**

Have students share if they prayed for a forgiving spirit for themselves, for their family members, and for their friends.

Ask: **Who are some people for whom you prayed? Did you make things right with someone? God promises to forgive us our sins if we forgive others.**

Share with the students the definition of “intercession” (i.e., a prayer on behalf of someone else) and then illustrate how Daniel’s prayer on behalf of the people of Israel is a model of intercession.

Ask students to turn to a person sitting next to them and share about a time they have especially experienced God’s forgiveness when they approached Him in prayer. After each person has shared, have students mention prayer requests and pray for each other, praising God for His love and forgiveness.

Have students repeat the power text with you:

***“Let us then approach God’s throne of grace with confidence, so that we may receive mercy and find grace to help us in our time of need” (Hebrews 4:16, NIV).***

Repeat together:

***🔊 We can come to God confidently, for He answers our prayers.***

## Closing

#### **Prayer and closing comments:**

Ask God to inspire your students not only to come to His throne in prayer, but also to invite someone else.

#### **Reminder to parents:**

Say: **Check out the student Bible study guide to find Parents’ Pages for your use in family worship, or however you wish to use them to spiritually guide your children. You may listen to the podcast of the lesson online at [www.juniorpowerpoints.org/podcast.php?channel=1](http://www.juniorpowerpoints.org/podcast.php?channel=1).**

#### **Coming up next week:**

Say: **Cyrus rebuilds the Temple. We unite to worship God together.**

## Notes



## LESSON 7

# Student lesson

## Don't Be Shy!

*Think about a time you were away from home and were eager to get back. Maybe it was a week at summer camp or just a couple nights staying with a friend. Imagine what it would be like to be away from home for 70 years.*

**B**abylon must have been beautiful with its world-famous “hanging gardens” that King Nebuchadnezzar had built for his wife. In fact, Babylon might have been the most beautiful city in the entire world at that time. But it was a city dedicated to idols. Evil was everywhere. Daniel lived in Babylon, but he was not at home there. Daniel knelt by his window to pray. How many years now had he knelt at this same window? It had been nearly 70 years since he had been taken away as captive from his homeland. Seventy bittersweet years. It had to be a terrible experience for him to be taken from his home and his family and led away in chains as a captive to the court of a heathen king! But once he had accepted the fact that this was God’s will for his life, there had been sweetness, too.

Daniel was becoming an old man and longed to be home. There had been no place on earth like Jerusalem, the holy city of God’s people! God’s Temple was there. Daniel’s heart had never left it, and he longed to be back there again.

Daniel reviewed the words he had read the previous night—words written by the prophet Jeremiah. “For thus says the LORD: After seventy years are completed at Babylon, I will visit you and perform My good word toward

you, and cause you to return to this place. For I know the thoughts that I think toward you, says the LORD, thoughts of peace and not of evil, to give you a future and a hope. Then you will call upon Me and go and pray to Me, and I will listen to you. And you will seek Me and find Me, when you search for Me with all your heart. I will be found by you, says the LORD, and I will bring you back from your captivity; I will gather you from all the nations and from all the places where I have driven you, says the LORD, and I will bring you to the place from which I cause you to be carried away captive” (Jeremiah 29:10-14).

Daniel’s heart probably leaped for joy at the thought. Seventy years of captivity were almost over. It was almost time for God to take them home! Yet he was reminded of the grave consequences of worshipping idols. How long would God have to extend His patience until His people would return to Him and obey His law faithfully?

Daniel set his face toward the Lord, to intercede on behalf of his people, by prayer and supplication, with fasting, sackcloth, and ashes. Mourners and captives wore sackcloth. That’s probably what Daniel felt like. He might have been an honored member of the king’s court, but he was a captive in a foreign land.

“O Lord, great and awesome God, who keeps His covenant and mercy with those who love Him, and with those who keep His commandments, we have sinned and committed iniquity, we have done wickedly and rebelled, even by departing from Your

precepts and Your judgments. Neither have we heeded Your servants the prophets, who spoke in Your name to our kings and our princes, to our fathers and all the people of the land. . . .”

“Now therefore, our God, hear the prayer of Your servant, and his supplications, and for the Lord’s sake cause Your face to shine on Your sanctuary, which is desolate. O my God, incline Your ear and hear; open Your eyes and see our desolations, and the city which is called by Your name; for we do not present our supplications before You because of our righteous deeds, but because of Your great mercies. O Lord, hear! O Lord, forgive! O Lord, listen and act! Do not delay for Your own sake, my God, for Your city and Your people are called by Your name” (Daniel 9:4-6, 17-19).

While Daniel was still speaking, praying, and confessing his sins and the sins of his people Israel, the angel Gabriel, whom he had seen in vision at the beginning, appeared to him in the evening. After Daniel ended his prayer, the angel Gabriel said, “At the beginning of your supplications the command went out, and I have come to tell you, for you are greatly beloved; therefore consider the matter, and understand the vision” (verse 23). Daniel was overwhelmed with gratitude as he worshipped the awesome God who heard his humble prayer. He recognized once again that God is full of grace and mercy, keeping His promises to His children.

## KEY REFERENCES

- Daniel 9:1-19; Jeremiah 25:11; 29:10-14
- *Prophets and Kings*, chap. 45, pp. 555, 556
- *The Bible Story* (1994), vol. 6, pp. 66-70
- Our Beliefs, nos. 10, 14, 11

## POWER TEXT

"Let us then approach God's throne of grace with confidence, so that we may receive mercy and find grace to help us in our time of need" (Hebrews 4:16, NIV).

## POWER POINT

We can come to God confidently, for He answers our prayers.



## Sabbath

**DO** Do the activity on page 60.

## Sunday

**READ** Read Daniel 9:1-3 and this week's story, "Don't Be Shy!"

**MAKE** On a large piece of paper, draw a window like the one you think Daniel knelt beside every day. Write the power text in the window frame and put the paper where you can see and review it daily.

**PRAY** Ask God with confidence for His Holy Spirit.

## Monday

**READ** Read Daniel 9:4-19.

**THINK** Why do you think Daniel prayed, "We do not make requests of you because we are righteous" (verse 18, NIV) although he was a man of God?

**WRITE** In your Bible study journal, write what you think Daniel knew about God's "great mercy" (verse 18).

**REVIEW** Review the power text.

**PRAY** Ask God for the faith and humility of Daniel.

## Tuesday

**READ** Read Daniel 9:20-22.

**THINK** Daniel's prayer begins with a reference to the "great and awesome" God (verse 4). How has God been awesome in your life?

**LIST** In your Bible study journal, make a list of the ways God has blessed you.

**REVIEW** Review the power text.

**PRAY** Thank God for His "great and awesome" actions.

## Wednesday

**READ** Read Psalm 86:6, 7.

**REVIEW** Review the power text.

**FIND** Identify six persons or groups of people for whom you would like to pray this week.

**PRAY** Ask God to bless these people because of His "great mercy."

## Thursday

**READ** Read James 5:16.

**THINK** Have you ever asked God to forgive the sins of someone else? For what sin do you need to be forgiven?

**REVIEW** Review the power text.

**TALK** Phone or talk to a friend. Make things right if you have had a disagreement. Offer to pray with your friend.

**PRAY** Make an agreement with your friend to pray for each other regularly.

## Friday

**READ** Read Philippians 4:6, 7.

**JOURNAL** If you haven't already done so, begin a prayer journal. In it, record: (1) blessings for which you are thankful; (2) experiences in which you feel God's grace.

**REPEAT** Repeat your power text aloud by memory.

**FIND** Try to find a special place—away from where you will be interrupted—to spend quiet quality time with God.

**PRAY** Ask God to bless the time you spend with Him, and make a commitment to spend quality time with Him each day.