



# Kindergarten

## TEACHER GUIDE

Year A, Quarter 3  
Jesus Is My God







## SABBATH SCHOOL CURRICULUM

### KINDERGARTEN • YEAR A • QUARTER 3

A Teacher Guide for Kindergarten Sabbath School (children ages 4-6)



Copyright © 2025 by the General Conference Corporation of Seventh-day Adventists®. All rights reserved.

Published by the Review and Herald® Publishing Association

Produced by the General Conference Sabbath School and Personal Ministries Department

12501 Old Columbia Pike, Silver Spring, MD 20904-6600, U.S.A.

No part of the *Kindergarten Sabbath School Teacher Guide* may be edited, altered, modified, adapted, translated, reproduced, or published by any person or entity without prior written authorization from the General Conference of Seventh-day Adventists®. The division offices of the General Conference of Seventh-day Adventists® are authorized to arrange for translation of the *Kindergarten Sabbath School Teacher Guide*, under specific guidelines. Copyright of such translations and their publication shall remain with the General Conference. "Seventh-day Adventist," "Adventist," and the flame logo are registered trademarks of the General Conference of Seventh-day Adventists® and may not be used without prior authorization from the General Conference.

Unless otherwise noted, Bible texts are from the New King James Version. Copyright © 1982 by Thomas Nelson. Used by permission. All rights reserved.

Scripture quotations marked ICB are from the *International Children's Bible*, copyright © 1986, 1988, 1999, 2015 by Tommy Nelson. Used by permission. All rights reserved.

Stock images by Getty.

### Contributors

Karen Holford  
Janel Tasker  
Lanelle Cobbin  
Rosie Smith (Crafts)

### Curriculum Manager and Senior Editor

Nina Atcheson

### Editor

Rosanne Peach

### Editorial Assistant

Denise Gustafson

### World Sabbath School Directors

Jim Howard  
Daniel Ebenezer

### Biblical Research Institute Advisor

Clinton Wahlen

### Designer

Megan Betteridge

### Copy Editors and Proofreaders

James and Ida Cavil  
Meredith Herzel

*A rigorous process, involving reviewers, experts, parents, and children from around the world, in addition to a steering committee and a manuscript evaluation committee, has been followed in the development of these materials. We wish to thank all of those involved.*

# Kindergarten Teacher Guide

YEAR A • QUARTER 3

## QUARTER OVERVIEW

# Jesus Is My God

WEEK 1	The Great Promise .....	9
WEEK 2	The Jesus Gift Arrives .....	20
WEEK 3	Finding Jesus, the Gift .....	29
WEEK 4	Guiding and Protecting .....	39
WEEK 5	Grow, Grow, Grow .....	50
WEEK 6	At the Jordan River .....	60
WEEK 7	Tempted in the Desert .....	71
WEEK 8	Follow Jesus .....	81
WEEK 9	The Wedding Surprise .....	92
WEEK 10	Food for Thousands .....	102
WEEK 11	Jesus the Teacher .....	113
WEEK 12	The Man in a Tree .....	123
WEEK 13	Jesus' Trip to Capernaum .....	134



## Dear Kindergarten Sabbath School Teacher,

Thank you so much for being willing to teach your group of Kindergarten children this year! May their innocence, energy, and rapid learning development, and most of all their simple love for Jesus, inspire you and remind you of what it is to “become like little children.”

As you pray and plan from this curriculum, may God lead you to know just how to make every Sabbath full of teachable moments that are eternally life-changing for the children.

- The main goal of this curriculum is to help your Kindergarteners to **know and love Jesus and His living Word**, to **grow into His likeness**, and to **want to serve Him every day**.
- In all your interactions, the stories, and the group activities, remember to point the children to **God's living, powerful Word**. As you read the condensed narrative portions each week, be sure to have your Bible nearby to open and read from. Encourage the children to learn the weekly memory verses.
- Establish a healthy understanding of **prayer**. Model how special it is to talk with God as a friend through your own prayers, encouraging children to pray from their heart with reverence. Kneel for the opening prayer, explaining that this shows God we are humble.
- Encourage children to learn their **weekly memory verse**. You can share various methods of memorization with them and point them to the weekly **Scripture Song**, which will help them to remember the verse. Please also spend a few moments reflecting on the meaning of each memory verse by discussing the questions each week. You may like to play the quarterly Scripture Song playlist as the children arrive, as they do their crafts, or as they leave Sabbath School, to reinforce the memory verses each quarter.
- Encourage **parents and caregivers to read the lesson** to the children each day. Also encourage the children to **spend time with Jesus every day** (see ideas for this at the beginning of the Kindergarten student guide).
- For some children this may be the only time in the week they interact with other children. Be **intentional about the culture you foster** in the room, helping all to have a sense of belonging. This will have a great impact on their growing faith. Notice those who might be on the fringes and involve them.
- Ensure that you always have at least one other **adult helper** in the room with you. They can welcome children who arrive late and assist you as needed.
- This global Sabbath School curriculum is written for hundreds of cultures. You will no doubt find some things that need adjusting and adapting to **meet the needs of the children in front of you**. If your group has very little knowledge, make the lessons simpler. If they know a lot, go deeper still. Look to adapt some of the activities for children with **special needs**. See [www.aliveinjesus.info](http://www.aliveinjesus.info) for a training video on nurturing children with special needs. Pray for wisdom about how to use this curriculum, while staying true to its goals.
- The **Kindergarten and Primary Bible stories are the same**, so if you belong to a small church with combined Sabbath School classes, select the level that will best suit the knowledge and needs of your children.
- We have provided **music** suggestions in the program and recorded music on our Alive in



Jesus website. You might also like to invite the children to choose songs and lead the singing time. Where possible, choose songs that apply to the weekly theme. If possible, display the words of the songs so that everyone can learn the songs together. Keep in mind the importance of choosing songs that share spiritual truths, as music will linger in our minds for years to come.

- Make an **Offering Chart** at the beginning of each quarter from the template provided on our website. Together with the children, write weekly offering goals at the bottom of the page to encourage children to give to God's work. Each week after the offering has been collected, invite one child to color the new section to indicate the offering goal has been achieved. Display the Offering Chart in a prominent place in your Sabbath School room.



- Make special mention of **birthdays** by singing a birthday song and giving a small gift to the child. If appropriate in your culture, encourage children to bring a birthday thank offering for your mission project.
- Also be sure to acknowledge **visitors** and make them feel welcome in your Sabbath School.
- All resources can be found on the **Alive in Jesus website**, [www.aliveinjesus.info](http://www.aliveinjesus.info), including crafts, music, training videos, podcasts, news and updates, and general information about Alive in Jesus.






The Kindergarten children will look to you as one of the most important adults in their lives, so make your personal, daily abiding with Jesus a priority. Pray for these children and the precious hour you have together each Sabbath morning.

As you nurture, guide, teach, and love the little children in your care, remember that Jesus said, "Whoever receives one little child like this in My name receives Me" (Matthew 18:5).

### Thank you for leading children to Jesus!

"The Sabbath school should be one of the greatest instrumentalities, and the most effectual, in **bringing souls to Christ.**" "It gives to young and old a **knowledge of God's word**, . . . [and] it awakens in them a **love for its sacred truths**, and a **desire to study them for themselves**; above all, it teaches them to regulate their lives by its holy teachings" (Ellen G. White, *Counsels on Sabbath School Work*, pp. 10, 11).

**LESSON COMPONENTS.** These teaching principles are included in all teacher guides, although not always in a specific order. All activities fall under one or more of these areas, although we've chosen to highlight the most prominent in each lesson.

 <p><b>HOOK</b></p> <p><b>Arouse Curiosity</b> Hooking children into the topic to help make them eager to learn Bible truths.</p>	 <p><b>HEAD</b></p> <p><b>Story Immersion and Exploration</b> Sharing the story and key ideas in a memorable and meaningful way.</p>	 <p><b>HEART</b></p> <p><b>Connection With God</b> Touching the children's hearts and fostering love for God through worship.</p>	 <p><b>HAND</b></p> <p><b>Commitment and Application</b> Applying the learning in life through mission and service.</p>	 <p><b>HOORAY</b></p> <p><b>Learning Celebration</b> Celebrating new insights about God, or their learning from the lesson.</p>
--	---	--	---	--



# Tips for Telling Bible Stories in Sabbath School

*“Teach me what I do not see” (Job 34:32).*

**1. Practice telling the Bible story as you would any other story.** We want to show children that the Bible is living, powerful, true, and trustworthy, and that God has a special message for them personally in each story. Invest time into how you will communicate this most effectively to the children in your class. Remember:

- Learn the story and be so familiar with it that you can recall the different parts. Don't read it. Memorize an outline, select appropriate visuals according to the age of your audience.
- Change the pitch, tone, and speed as the action unfolds. Use action, enthusiasm, and appropriate gestures.
- Plan your opening sentence to catch the immediate attention of the children.
- Tell the events in a logical sequence. Don't tell unnecessary details (this will confuse and interrupt the story). The younger the audience, the fewer details are needed.
- Finish the story at the peak of interest. Don't speak too quickly, sermonize, summarize, or retell the story—children don't need this.

**2. Tell the entire Bible story each Sabbath.** Some children won't have read the lesson at home, and this might be the only opportunity for them to hear the story and learn its message.

**3. Sabbath School should be a joyful, memorable place, where children learn about God and grow to love Him.**

We should prayerfully consider how to communicate God's sacred stories in clear, meaningful ways. Children should know that the Bible stories are true—not fables. Both the method and the message of communication should clearly support this idea. Role-playing can detract, create jealousy, and focus on performance rather than the Bible story.

**4. Bring the Bible story alive** by one or more of the following ways:

- **Peg people** and props. If possible, purchase some wooden pegs and paint or decorate them as wooden people to be used in some storytelling sections. Over time, you may like to add new people: Jesus, disciples, and other Bible characters. Encourage children to retell the Bible story to each other using these **peg people**. You may also like to display these in a regular place with other objects (animals, house, ocean—using colored materials or simple boxes) for children to

play with if they arrive early. Move these peg people and objects around on your fabric scene as you tell the story. Children can take turns doing this as you tell the story, and they can then retell the story in their own words. This is an effective method to teach children to recall, internalize, and share the story with someone else.

- Use the weekly **Program PowerPoint** as you tell the story. Pause to reference the emotions on the faces of the Bible characters, the backgrounds, and the details of the story. These pictures will stay in the minds of the children and help them to remember the story.
- **Felts** (younger children). Although felts are an older resource, they're helpful because you can unpack the story as it happens with visuals that will stay in the minds of children. Practice with your felts ahead of time so that you can be clear about the sequence and position of each one.
- **Dramatic storytelling** with objects. Use expression and various objects, sounds, and smells that use our five senses to make the story memorable and clear.
- **Alive in Jesus podcasts**. Invite the children to listen to one or two of the daily narratives of the Sabbath School podcast and then tell, draw, or discuss the remainder of the story in groups or pairs. As the children listen to the story, they may want to draw what they hear (stick people) or write two questions for discussion at the end of the story.

**5. Pray that God will help you to communicate His stories effectively** for the specific age to whom you're speaking. You're dealing with God's Word and eternal implications.

*“Show me Your ways, O Lord;*

*Teach me Your paths.*

*Lead me in Your truth and teach me,*

*For You are the God of my salvation;*

*On You I wait all the day.”*

**Psalm 25:4, 5**

# Kindergarten Quarter 3 Overview



## Sabbath School Room Setup

- Hang the **wall mural** at the front of your classroom, along with a **large title**, “Jesus Is My God.” This quarterly theme should be reinforced each week.
- Find **nature items** to display near the mural, such as a tree or plant, bright flowers, toy animals, plastic fruit, etc.
- If your room is large enough, create **separate spaces** for the opening activities, the general program, a Bible story corner/mat, and a craft table. Transitioning from one learning space to another will help with reinforcement of ideas, engagement, and behavior.
- Purchase or make a **small paper bag for each child (Nature Collector Bag)**. Write their name on the front of the bag and invite each child to color or decorate their bag at the beginning or end of Sabbath School. Hang each bag on a wall using small hooks. Each week the children will place their nature card into the bag. At the end of the quarter they can take their cards home.
- Create a **special offering container** that can be given to a different child each week to collect the offering. You may like to add bright paint to a jar, make a money roll, or find a money box to use this quarter. Each quarter, use a different offering container to keep this special and fun for the children.
- Display the **Offering Chart** in your Sabbath School room (see [www.aliveinjesus.info](http://www.aliveinjesus.info) to print the chart). Each week, color the chart to show how much offering has been collected to give to the special mission project. Model the importance of giving and, if possible, bring a little extra money to give to children who don't have anything to give.
- **Decorate two boxes (shoeboxes)** that will remain in your room for this program and be used each week. Label these boxes **(1) Secret Surprise Box, (2) Story Explorer Box**.
- Source a **bell** or another nice sound effect (mobile phone sound effect, triangle, xylophone). This will be used to transition between activities and before opening the Secret Surprise Box and Story Explorer Box each week.
- **Music** (Scripture Songs and original songs, including vocal recordings, backing tracks, lyrics, and sheet music) can be found on the AIJ website. You will find a playlist for each quarter on the Alive in Jesus website. You may also like to add songs from your culture.

## Other Helpful Information

**1. The Bible Story** is a vital part of these teacher guides. Children learn about God and His Bible truths through narrative. Prepare to make the story portions engaging, memorable, and applicable each week. Familiarize yourself with the **story narratives** so that you can confidently share them without reading them. Use the simple Quick Cues to prompt you as needed, and keep the children's interest by using props, sounds/music. Practice aloud beforehand, if possible, keeping in mind that the stories you tell will lay the foundation of a child's faith. Always emphasize that the stories are true and from the Bible. Tell them how much Jesus loves them and wants to have a friendship with them.

**2. Mission Stories and Nature Lessons:** There is a two-week rotation for mission stories and nature lessons. Both reinforce the weekly Big Idea. For this reason they are in the latter part of the program after the Big Idea has been explored. In the first teacher guide each quarter, more time will be given to introducing the quarterly offering focus/division, so a short nature lesson is shared this week.

The overall **Mission Challenge** focus for this quarter is local mission and serving through an outreach project.

**Mission Stories:** We have chosen the best age-appropriate mission stories that reinforce the weekly lesson focus. The mission stories won't always come from where the quarterly mission offering is going, although you will share a weekly mission fact (from the AIJ website) that pertains to the global offering for the quarter.

**Nature Lessons:** Each week you will give the children a nature card after sharing a nature lesson. The weekly memory verse will be on the back of the nature card. On the weeks during which a mission story is included, a short nature lesson will be shared. The alternative weeks will have a longer nature lesson with discussion questions.

- 3. The New King James Version** and the **International Children's Bible** are used within these teacher guides. The New King James Version is used across the curriculum for all memory verses for consistency.
- 4. Watch the teacher videos** on the AIJ website for tips to help you teach Kindergarten.
- 5. All craft templates** can be found on the AIJ website. On the following page is a complete list of items you will need to purchase or source for the 13 crafts this quarter:

# Quarterly Crafts




## Kindergarten, Year A, Quarter 3

WEEK	CRAFT	SAMPLE	RESOURCES/SUPPLIES
1: The Great Promise	Angel Ornament		Week 1 craft template, scissors, glue, ribbon/string.
2: The Jesus Gift Arrives	Gift Card		Week 2 craft template, patterned paper, scissors, glue, markers, ribbon. Optional: stickers.
3: Finding Jesus, the Gift	Star Seeker		Week 3 craft template, yellow crayons, scissors, star stickers, glitter glue, large craft sticks, tape.
4: Guiding and Protecting	Angel Protectors		Week 4 craft template, colored pencils.
5: Grow, Grow, Grow	Growing Person		Week 5 craft template, colored pencils, scissors, glue.
6: At the Jordan River	Jesus' Baptism		Week 6 craft template, two shades of blue paper, paper cups, craft sticks, scissors, glue.
7: Tempted in the Desert	Memory Verse Heart Pocket		Week 7 craft template on red paper, scissors, hole punch, string or thin ribbon.
8: Follow Jesus	A Net Full of Fish		Week 8 craft template, colored pencils, scissors, glue.
9: The Wedding Surprise	Jesus' First Miracle		Week 9 craft template, colored pencils/markers, scissors, glue.
10: Food for Thousands	Multiplying Loaves and Fish		Week 10 craft template, colored pencils/markers, scissors, glue or tape.
11: Jesus the Teacher	House on a Rock		Week 11 craft template on colored paper, scissors, glue sticks, markers, craft glue, rocks.
12: The Man in a Tree	Butterfly		Week 12 craft template, markers, pipe cleaners/chenille sticks, pom poms, tape.
13: Jesus' Trip to Capernaum	Jesus Cares for You Card		Week 13 craft template, scissors, glue, colored tissue paper, markers.

# Nature Cards



You can print these collector cards for each child from the Alive in Jesus website, [www.aliveinjesus.info](http://www.aliveinjesus.info).



"And she will bring forth a Son, and you shall call His name Jesus, for He will save His people from their sins."  
**Matthew 1:21**

Alive in Jesus  
KYAQJL1  
Copyright © 2011, General Conference of Seventh-day Adventists.




For unto us a Child is born, unto us a Son is given.  
**Isaiah 9:6**

Alive in Jesus  
KYAQJL2  
Copyright © 2011, General Conference of Seventh-day Adventists.




And you will seek Me and find Me, when you search for Me with all your heart.  
**Jeremiah 29:13**

Alive in Jesus  
KYAQJL3  
Copyright © 2011, General Conference of Seventh-day Adventists.




For He shall give His angels charge over you, to keep you in all your ways.  
**Psalms 91:11**

Alive in Jesus  
KYAQJL4  
Copyright © 2011, General Conference of Seventh-day Adventists.




Jesus increased in wisdom and stature, and in favor with God and men.  
**Luke 2:52**

Alive in Jesus  
KYAQJL5  
Copyright © 2011, General Conference of Seventh-day Adventists.




"Repent, for the kingdom of heaven is at hand."  
**Matthew 3:2**

Alive in Jesus  
KYAQJL6  
Copyright © 2011, General Conference of Seventh-day Adventists.




Your word I have hidden in my heart, that I might not sin against You.  
**Psalms 119:11**

Alive in Jesus  
KYAQJL7  
Copyright © 2011, General Conference of Seventh-day Adventists.



"My sheep hear My voice, and I know them, and they follow Me."  
**John 10:27**

Alive in Jesus  
KYAQJL8  
Copyright © 2011, General Conference of Seventh-day Adventists.




"With men this is impossible, but with God all things are possible."  
**Matthew 19:26**

Alive in Jesus  
KYAQJL9  
Copyright © 2011, General Conference of Seventh-day Adventists.



"Give us this day our daily bread."  
**Matthew 6:11**

Alive in Jesus  
KYAQJL10  
Copyright © 2011, General Conference of Seventh-day Adventists.



"More than that, blessed are those who hear the word of God and keep it!"  
**Luke 11:28**

Alive in Jesus  
KYAQJL11  
Copyright © 2011, General Conference of Seventh-day Adventists.



Therefore, if anyone is in Christ, he is a new creation.  
**2 Corinthians 5:17**

Alive in Jesus  
KYAQJL12  
Copyright © 2011, General Conference of Seventh-day Adventists.



God anointed Jesus of Nazareth with the Holy Spirit and with power, who went about doing good.  
**Acts 10:38**

Alive in Jesus  
KYAQJL13  
Copyright © 2011, General Conference of Seventh-day Adventists.



## Kindergarten

YEAR A • QUARTER 3

### Jesus Is My God

- WEEK 1 **The Great Promise**
- WEEK 2 The Jesus Gift Arrives
- WEEK 3 Finding Jesus, the Gift
- WEEK 4 Guiding and Protecting
- WEEK 5 Grow, Grow, Grow
- WEEK 6 At the Jordan River
- WEEK 7 Tempted in the Desert
- WEEK 8 Follow Jesus
- WEEK 9 The Wedding Surprise
- WEEK 10 Food for Thousands
- WEEK 11 Jesus the Teacher
- WEEK 12 The Man in a Tree
- WEEK 13 Jesus' Trip to Capernaum

## Week 1

# The Great Promise

**Bible References:** Luke 1; Matthew 1:18-24

**Big Idea** Jesus is my God. He is my promised Savior.

**Memory Verse** "And she will bring forth a Son, and you shall call His name Jesus, for He will save His people from their sins" (Matthew 1:21).

**References** *The Desire of Ages*, pp. 19-37

**Fundamental Beliefs**

Some aspects of the following fundamental beliefs are reflected in this lesson:

- 4. The Son
- 5. The Holy Spirit
- 7. The Nature of Humanity
- 9. The Life, Death, and Resurrection of Christ
- 10. The Experience of Salvation
- 22. Christian Behavior

**Word of the Week**

**Promise:** When a person agrees to do or not do something, they are making a promise. When God makes a promise, He keeps it every time!

**Lesson Summary**

God promised His people that He would send a Messiah to save them. Now the time was just right to send two special babies to the world. Elizabeth and Zacharias were surprised to have a baby son in their old age. They named him John. He would help people to be ready for Jesus. Mary and Joseph were visited by an angel and told that Mary would have a baby son, Jesus, who would be the Messiah.

**Learning Goals**

The children will:

**Know** that Jesus is God, their promised Savior.

**Feel** happy that God keeps His promises in such a wonderful way.

**Respond** by thanking God for the wonderful gift of Jesus!



# A Quiet Moment . . .

Dear Sabbath School Teacher,

The Meriden family was walking in Scotland one afternoon when they found an old, ruined castle. The door was open, so they went inside to explore. When it started to rain, they sat in one of the upper rooms and ate their picnic lunch. It was a fun adventure until they decided to walk back to their car. They discovered that the person looking after the castle had locked the doors for the night and gone home, forgetting that the family was still inside. Daddy tried to call for help, but there was no phone connection in the area. Eventually Mommy helped Daddy climb out of a high window on the ground floor. "I'll come to rescue you soon!" he called as he walked back to a nearby village to get help.

It took Daddy several hours to find the person with the key so that he could rescue his family. They were tired and cold, but they weren't afraid, because they knew that Daddy would keep his promise and come for them as soon as he could.

The Jewish nation had to wait a very long time before the promised Messiah arrived to be their Savior, because God was waiting for the very best time. "Therefore the Lord Himself will give you a sign: Behold, the virgin shall conceive and bear a Son, and shall call His name Immanuel" (Isaiah 7:14).

Just as the Meriden family knew that Daddy would keep his promise because he loved them and cared for them, we know that God will always keep His promises because He loves us more than we can imagine! He will always do what He says, at the very best time for everyone. How have God's fulfilled promises helped build your trust in Him?

"To blot the promises of God from the Word would be like blotting the sun from the sky. . . . God has placed the promises in His Word to lead us to have faith in Him" (Ellen G. White, *My Life Today*, p. 338).



# Simple Program Outline

**Big Idea:** Jesus is my God. He is my promised Savior.

## Kindergarten, Year A, Quarter 3, Week 1

### EARLY ARRIVALS

- Boxes with different contents
- Listen to **“Pack It Up”** as you transition into the program.

### WELCOME AND SONGS

- Welcome
- Songs
  - **“Good Morning, Jesus”**
  - **“Jesus Loves Me, and I Love Jesus”**
  - **“Jesus Is My God”**
  - **“Visitor Song”** and acknowledgment
  - **“Happy Birthday”** for any child with a birthday this past week
- Introduce Quarterly Theme: **“Jesus Is My God.”**

### OFFERING, PRAYER, MEMORY VERSE

- Explain quarterly mission project and location and share the first **Mission Fast Fact**.
- Collect offering and sing **“For Jesus.”** Show and color **Offering Chart**.
- Sing **“Let’s Pray”** before praying together.
- Sing **“The Greatest Treasure.”** Child holds class Bible.
- **Memory Verse** and **Scripture Song**: **“And she will bring forth a Son, and you shall call His name Jesus, for He will save His people from their sins” (Matthew 1:21).**

### SECRET SURPRISE BOX (GET READY FOR THE STORY)

- Discussion about what babies need and how we look after them
- Share the **Big Idea: Jesus is my God. He is my promised Savior.**

### TELL THE STORY

- Pray, then use the **Storytelling Props** and **Program PowerPoint**.

### STORY EXPLORER BOX (UNPACK THE STORY)

- **Activity:** Open a **gift box with a lid or gift bag** and **share little treats** with the class to show them the importance of keeping promises we make to other people.

### NATURE/MISSION

- **Nature Card 27: Orangutan**
- **Nature Lesson:** Orangutan

### CRAFT

- **Craft:** Angels of Promise
- **Mission Challenge:** Pray each day that Jesus will help you to be a good friend to others. Share with your family what a good friend looks and sounds like.
- Sing **“Goodbye Song.”**
- **Apply:** Let’s thank God for keeping His promise and for sending us the best gift ever!
- **Pray.**

# Program Preparation



## Opening Activities

Source **small boxes with lids** or **paper lunch sacks**; **pictures of small toys** to stick on the containers; **glue** or **tape**; **small toys** that will fit into the boxes/bags; and **a few other objects** that are not so interesting to children.

- Glue pictures of small toys onto the lids or bags.
- Put the same toys as shown in the pictures into half of the containers. Leave a few containers empty.
- Place objects that children will not find interesting into the rest of the containers, such as cleaning brushes, clothespins, spoons, etc.

Familiarize yourself with this quarter's mission project/offering destination to share with the children. Print out the [13 Mission Fast Facts](#) for the quarter.

Print the [Offering Chart](#) and create a **colorful container** to collect the offering.

Source a **bell** or **sound maker** to use to get the children's attention before opening the Secret Surprise Box and Story Explorer Box. For example, a bell, toy flute, castanet, sealed cardboard tube filled with dried beans.

Source **two boxes** (shoeboxes) to be used for Secret Surprise Box and Story Explorer Box.

Source items for **Secret Surprise Box: a baby doll, items used in caring for babies.**

Source a birthday gift of your choice to give to a child with a birthday this past week.

## Tell the Story

Source **suggested Storytelling Props**: a baby doll (from the Secret Surprise Box).

Create colored **angels** (one per child) by printing [week 1 craft template](#) on **thin cardstock/heavy paper**, and sourcing **craft sticks**, **glue**.

Source a **felt set** or the [Program PowerPoint](#).

Source items for **Story Explorer Box**: a **box with a lid or gift bag** with **small gifts or treats** for the children.

## Nature/Mission

Print **Nature Card 27: Orangutan** for each child.

**Introduce the quarter's topic**: Source a **golden throne** (idea: make a craft-stick chair and spraypaint it gold); **pictures** of the following: money, clothing, a popular singer, a popular athlete, a wood or stone idol, a smartphone or tablet, a fancy house, an expensive car, a pet, yourself, and Jesus.

## Craft Materials

Source [week 1 craft template](#), **scissors**, **glue**, **ribbon/string**.



# What Do I Need?

## Source From AIJ Website ([www.aliveinjesus.info](http://www.aliveinjesus.info))

### Music:

- "Pack It Up"
- "Good Morning, Jesus"
- "Jesus Loves Me, and I Love Jesus"
- "Jesus Is My God"
- "Visitor Song"
- "Happy Birthday"
- "For Jesus"
- "Let's Pray"
- "The Greatest Treasure"
- Scripture Song: "Matthew 1:21"
- "Goodbye Song"

- Offering Chart
- Nature Card 27: Orangutan
- Week 1 Program PowerPoint
- Mission Fast Fact
- Week 1 Craft Template



qr.aij.info\_KA3Music

## Additional Resources to Source

- Offering container
- Bell or sound maker
- Globe or world map
- Two shoeboxes (Secret Surprise Box, Story Explorer Box. These will be used all quarter.)
- Purchase or make a Nature Collector Bag for each child to use throughout the quarter.
- Small boxes with lids or paper lunch sacks, pictures of small toys, glue or tape, small toys, objects such as cleaning brushes, clothespins, or spoons
- Secret Surprise Box: a baby doll, items for caring for babies
- Storytelling Props: colored angels on thin cardstock/heavy paper, craft sticks, scissors, glue
- Story Explorer Box: a box with a lid or gift bag with small gifts or treats
- A golden throne; pictures of the following items: money, clothing, a popular singer, a popular athlete, a wood or stone idol, a smartphone or tablet, a fancy house, an expensive car, a pet, yourself, and Jesus
- Craft materials (see above)

# Full Program Outline

**Big Idea:** Jesus is my God. He is my promised Savior.

## EARLY ARRIVALS (10 MINUTES BEFORE SABBATH SCHOOL BEGINS)

**CONNECT:** Warmly welcome each child by name at their eye level as they arrive. Ask: **Did you have to wait for something this week? How did you feel about waiting? What helped you to wait patiently?**

**DO:** Invite the children to come to the table where you have laid out the **boxes with lids (or bags) with the pictures glued to them.** Ask the children to quietly look inside and not tell anyone what they saw. Then ask them individually, or as a small group, how they felt when there was nothing inside, or when the object inside didn't match the "promise" of the picture on the container. Finally, ask them how they felt when the picture did match what was inside, just as the picture "promised."

**SING:** Transition into the Sabbath School program by singing **"Pack It Up."**

## WELCOME AND SONGS (5 MINUTES)

**WELCOME:** Welcome the children as a group to Sabbath School today and tell them how happy you are to see them.

**SING:** Sing the following songs with actions or props:

- **"Good Morning, Jesus"**
- **"Jesus Loves Me, and I Love Jesus"**
- **"Visitor Song"** and acknowledgment
- **"Happy Birthday"** for any child with a birthday this past week

**DO (Quarterly Theme Exploration):** Place the golden throne where the children can see it and ask:

- **What are some things that are important to you?**

# Full Program Outline Continued



**SHARE:** When something is more important to us than anything else, we could say it is our god. We think about it all the time. We spend as much time with it as we can. After a while it can start to control us. It is as though we have a golden throne in our hearts, and we place whatever is most important to us on that throne. Let's think about some things that might be on the throne in people's hearts. Place each item or photo onto the golden throne, one at a time. (Items could include: money, toys, picture of a movie star, singer, and/or athlete, wood or stone idol, smartphone or tablet, fancy house, expensive car, pet, yourself, Jesus.) As you place each item on the throne, ask:

- **Is this the most important thing in life? • Should I leave this on the throne?**

**DO:** Finally place the picture of Jesus on the throne.

- **Is Jesus the most important thing in life? • Why should Jesus always be first in our hearts?**

**Teaching Point:** Out of all these things, Jesus is the only true God. He is the one who created our world. He is the one who died on the cross to save us from sin. And He is the one who will come and take us home to heaven one day. Jesus is very different from anyone or anything else. Point to the quarterly mural and say together: **Jesus is my God.**

**SING:** Teach the children the quarterly theme song, "**Jesus Is My God.**"

## OFFERING, PRAYER, MEMORY VERSE (6 MINUTES)

**SHARE:** Introduce the division and countries where this quarter's mission project/offering is going. Show a world map, talk a little about the culture, and then share the first **Mission Fast Fact** about the country. Show the children your **Offering Chart** and talk about how important it is to give to others, and that by doing so, we are helping God's work.

**GIVE:** Sing "**For Jesus**" and invite a child to collect the offering in your offering container. After the money has been counted by an adult, show this quarter's **Offering Chart**. Ask the children how much they would like to collect this quarter, then write the weekly amounts on the chart. Invite a child to color the first section of your chart, which indicates what was collected for today's offering.

**PRAY:** Sing "**Let's Pray.**" Then pray that God will take the offering to be used where it is most needed, and ask God to help the children understand the special story they will learn about today.

**SING and DISCUSS:** Sing "**The Greatest Treasure**" or another song about the importance of the Bible. Invite one child to come to the front of the classroom to sit on a special chair, open the Bible, and point to the **memory verse, Matthew 1:21. Say this verse together:** "And she will bring forth a Son, and you shall call His name Jesus, for He will save His people from their sins" (Matthew 1:21). Invite the children to sing this week's **Scripture Song**.

Share that our memory verse today tells us something important about why Jesus came to our earth. **What is it?**

Talk about how special the name "Jesus" is, and how without Him, we couldn't get rid of our sins.

## SECRET SURPRISE BOX (7 MINUTES)

**J DO:** Play your **bell** or **sound maker**, then invite a child to open the **Secret Surprise Box** to reveal a **baby doll** and **some of the things that babies need**. Show the children the baby doll and pass it around the group. Invite the children to welcome the new "baby" with a hug, or in some other happy way.

**DISCUSS:** • **How do people usually feel when there is a new baby in the family?**

- **How do families celebrate when there is a new baby?**

Show them the things that the baby will need: diapers/nappies, clothes, a little blanket, bottle, etc. Ask:


- **Why do babies need these special things, and how do we use them to care for them?**

**SHARE:** God promised to send a Messiah to rescue His people. They were expecting a mighty king! But God sent Jesus as a little baby, and He chose a special family to take care of Him.


Say: Today I promise to give you a little gift before the end of the class! Make sure I don't forget! This week's **Big Idea** is **Jesus is my God. He is my promised Savior.** I wonder how the baby doll will help us with our story today?



### TELL THE STORY (10 MINUTES)

 **SHARE:** Pray, asking God to help the children understand today's story. Then share the story, "The Great Promise," in an interactive and engaging way, using the **storytelling suggestions** and/or **Program PowerPoint**.

### STORY EXPLORER BOX (5 MINUTES)

 **DO:** Play your **bell** or **sound maker** and invite a child to open the **Story Explorer Box**, revealing a **gift box** with a **lid** or **gift bag**. Ask:

- **What was the promise I made to you earlier today?** (To give them each a small gift.)

Open the box to reveal some treats and share them with the children to fulfill your promise.

- **How would you have felt if I had forgotten to keep my promise or if I had chosen to ignore what I'd promised?**

(Disappointed, sad, upset.)

- **Why should we be very careful not to make promises unless we are very sure we can keep them?** (It is important to keep our promises so that we don't let other people down or make them feel sad. When people don't keep their promises, it's difficult to trust them. It's best not to make promises we cannot keep.)

**Teaching Point:** God did make a promise. He promised to send Jesus, and He did send Jesus to our earth. Everything God says is true. In fact, God cannot not keep a promise! We can always trust Him.


Repeat the **Big Idea** together: **Jesus is my God. He is my promised Savior.**

### NATURE/MISSION (3 MINUTES)


**NATURE CARD and NATURE LESSON:** Share the **Nature Lesson:** "Orangutan." Give each child **Nature Card 27: Orangutan** to place in their Nature Collector Bag.

### CRAFT (15 MINUTES)

**CRAFT: Angel Ornament.** Remind the children that angels shared the good news that Jesus is the promised Savior.

 **MISSION CHALLENGE:** Pray each day that Jesus will help you to be a good friend to others. Talk with your family about what a good friend sounds like and how they act.

**SING:** Sing "**Goodbye Song**." Share that next week we will hear the story of how Jesus was born.

 **APPLY:** Today we learned that God promised to send Jesus to our world to save us. Even though it took a long time, God kept His promise. Jesus came at just the right time! Right now, let's thank God for keeping His promise, and for sending us Jesus. Invite the children to close their eyes and say together, **Thank You, God, for sending Jesus to save us! We love You.**

**PRAY:** Then say a prayer yourself, thanking God for always keeping His promises to His people and sending Jesus to show how much He loves each child in your Sabbath School class.

# Tell the Story **The Great Promise**



**Big Idea:** Jesus is my God. He is my promised Savior.

As you prepare to share this story, please read the student guide for the full, detailed narrative. Include additional props as needed, depending on what you have available. To maximize engagement, avoid reading the story to the children. See the storytelling suggestions at the front of this publication.

## Storytelling Suggestions

- Stick **printed cardboard angels onto craft sticks** for children to hold up and wave whenever an angel is mentioned in the story. The angels are God's messengers, sharing good news from God with His people.
- Use the **baby doll** from the Secret Surprise Box to represent baby John, and let the children say, "His name is John."
- Show the ► pictures from the student guide as you tell the story ([week 1 Program PowerPoint](#)).
- Use a **felt set** or **peg people**, if desired.
- Use expressive tones and actions to engage the children.

**Pray:** Before you begin, pray. Ask God to help everyone understand today's Bible story. By doing this, you will model how important it is to pray to invite God to teach us from His living Word before we read the Bible.

## TELL THE STORY: QUICK CUES

- Priest Zacharias prayed in the temple. He loved God. God always keeps His promises.
- God had promised His people that He would send His Son to save us from sin. After a long wait, the time had come!
- Suddenly an angel (**wave angels**) appeared. He told Zacharias he would have a son—a helper to prepare everyone to meet the Savior.
- Zacharias didn't believe the angel (**wave angels**). He thought he and his wife were too old to have a baby. The angel (**wave angels**) said he wouldn't be able to talk until the baby was born.
- In Nazareth, Mary was doing her chores. Suddenly a beautiful angel (**wave angels**) stood before her! The angel (**wave angels**) told her she would have the promised Baby. She would be Jesus' mother!
- Mary bowed and nodded. She believed.
- The angel (**wave angels**) also told her about her cousin Elizabeth. Mary went to visit her. Elizabeth's baby jumped with joy in her tummy.
- When Elizabeth's baby was born, everyone thought he should be named after his father. But Zacharias wrote, "His name is John," just as the angel (**wave angels**) had commanded. Then he could talk again. (**Pass around baby doll as children say, "His name is John."**)
- Back in Nazareth, Joseph couldn't sleep. He was sad and worried. He was planning to marry Mary, but he was confused when she said she was having a special Baby.
- God sent an angel (**wave angels**) in a dream. He told Joseph to marry Mary. This Baby would be God's Son sent to save people from sin.
- Mary's story was true! Joseph chose to trust God. Mary and Joseph would be the parents of the long-promised Savior of the world!



## TELL THE STORY

Priest Zacharias prayed silently as he walked into the temple. Oh, how He loved God! He knew God always keeps His promises.

► God had made a special promise to His people. He promised to send His only Son to our earth. Jesus would come and save everyone from sin.

God's people had been waiting a long, long time. But finally the right time had come.

► Suddenly a bright angel (*wave angels*) appeared. "Do not be afraid, Zacharias," the angel said kindly, "your wife Elizabeth will bear you a son, and you shall call his name John . . . He will also be filled with the Holy Spirit" (Luke 1:13-15). The angel said that John would make people ready to meet the Lord. Zacharias found it hard to believe the angel (*wave angels*). He and his wife, Elizabeth, were very old—much too old to have children. The angel (*wave angels*) told him that because he hadn't believed the promise, he wouldn't be able to speak again until after the baby was born.

Zacharias stepped outside the temple. He opened his mouth to speak to the people, but . . . no words came out! He couldn't talk.

Sure enough, his wife, Elizabeth, soon became pregnant with their miracle baby. One day this baby would grow up to be God's special helper. He would help people get ready to meet Jesus.

► In another little town called Nazareth a young woman called Mary was doing her chores. Suddenly she jumped in surprise. Standing before her was a beautiful shining angel (*wave angels*). The angel said to her, "Don't be afraid, Mary, because God is pleased with you. Listen! You will become pregnant. You will give birth to a son, and you will name him Jesus. . . . He will be called the Son of God" (Luke 1:30-35, ICB).

Mary nodded her head and bowed with respect. She believed the angel (*wave angels*). Yes, she would be the mother of Jesus.

The angel (*wave angels*) also told Mary about her cousin Elizabeth and her miracle baby. ► Mary was so happy that she went to visit her. By this time the baby in Elizabeth's tummy was quite big. When Elizabeth met Mary, Elizabeth felt her baby boy bounce for joy inside her (*put hand on stomach*). Everyone was so happy that the promised Savior would soon be here!

Mary went home, and in time, Elizabeth's baby boy was born. ► Friends came to see him. They wanted to call him Zacharias, like his daddy. "No, he shall be called John," Elizabeth said (Luke 1:60).

Their friends disagreed. No one in their family had the name John. They asked Zacharias. What would he like to call his son?

Zacharias still couldn't talk, so he found something to write with and wrote, "His name is John" (Luke 1:63). Yes, John, just as the angel (*wave angels*) had said! As soon as he finished writing, Zacharias could speak again!

Everyone knew it was a miracle. This would be a very special baby. Zacharias said he would help prepare the people for God's promised One. (*Pass around the baby doll and let the children say, "His name is John."*)

Back in Nazareth, Joseph tossed and turned in his bed. He was very worried. Soon he would be marrying Mary. But he was confused. Mary had told him that an angel (*wave angels*) had told her that she was pregnant with the promised Savior, the Son of God. Should he believe her? What should he do?

Finally Joseph fell asleep. ► While he slept, God sent an angel (*wave angels*) to him in a dream. "Joseph, . . . don't be afraid to take Mary as your wife. The baby in her is from the Holy Spirit," the angel said (Matthew 1:20, ICB).

"And she will bring forth a Son, and you shall call His name Jesus, for He will save His people from their sins" (Matthew 1:21).

Mary's story was true. Joseph chose to trust God. Mary and Joseph would be the parents of the long-promised Savior of the world!





# Nature Lesson

**Focus:** God made orangutan mothers to care for their babies and teach them to do amazing things.

## Orangutans

Do you like to swing on the monkey bars? God made a special animal that's super at swinging. The Orangutan! These red-haired apes live in rainforests on the islands of Borneo and Sumatra.

Orangutans are big heavy apes. It takes a lot of strength and skill to swing through the top of the rainforest without falling down! God gave them very long arms to help them swing. Your legs are longer than your arms. But an orangutan's arms are one and half times longer than their legs.

God also gave orangutans feet they can use like an extra set of hands. They can grab and climb with their feet. They can even eat with their feet!

Orangutans must learn many things to survive in the treetops. God gave them special mothers to care for them and teach them. Orangutan babies stay with their mothers for up to seven years. That's a very long time for a baby animal. The young ride on their mother's body as she swings from tree to tree. The mother teaches her baby how to know which branches to swing to safely without falling. She also teaches them how to find and eat food. Orangutans like eating fruit such as mangoes, figs, and durian (a spiky fruit). But they also eat leaves, flowers, and insects.

A mother orangutan also teaches her young to make special "nests" to sleep in. They make a new nest every night out of leaves and branches. When it rains, they sometimes use big leaves as a roof to keep them dry.

Young orangutans sometimes come back to visit their mothers until they are about 15 years old.

God made orangutan mothers to know how to care for their babies so they would grow up to do amazing things.

- **God chose two mothers in today's Bible story. Do you remember their names?** (Mary and Elizabeth.)
- **Mary and Elizabeth would have a very special job to do. Who did they care for, and what amazing things did their babies grow up to do?** (John: prepare the people to meet Jesus. Jesus: save the world from sin.)

## Craft



### Angel Ornament

#### What you need:

Week 1 craft template, scissors, glue, ribbon/string. (1)

#### Create it together:

1. Cut out the shapes, then fold each of the rectangles back and forth like an accordion, using the horizontal lines as a guide. (An adult can help if needed.) (2)
2. Place each folded page vertically side by side. (3)
3. Fold along the horizontal line, one to the left and one to the right, then glue the end folds together to create "wings." (4)
4. Loop a piece of ribbon/string and glue between the two circles, leaving some of the string below. (5)
5. Glue the string below the circles between each of the "wings." (Optional: Tie a bow out of some ribbon and stick to the front.) Now your angel is ready to hang! (6)





## Kindergarten

YEAR A • QUARTER 3

### Jesus Is My God

- WEEK 1 The Great Promise
- WEEK 2 **The Jesus Gift Arrives**
- WEEK 3 Finding Jesus, the Gift
- WEEK 4 Guiding and Protecting
- WEEK 5 Grow, Grow, Grow
- WEEK 6 At the Jordan River
- WEEK 7 Tempted in the Desert
- WEEK 8 Follow Jesus
- WEEK 9 The Wedding Surprise
- WEEK 10 Food for Thousands
- WEEK 11 Jesus the Teacher
- WEEK 12 The Man in a Tree
- WEEK 13 Jesus' Trip to Capernaum

## Week 2

# The Jesus Gift Arrives

**Bible Reference:** Luke 2:1-7

**Big Idea** Jesus is my God. He is the greatest gift ever.

**Memory Verse** "For unto us a Child is born, unto us a Son is given" (Isaiah 9:6).

**References** *The Desire of Ages*, pp. 43-49

Some aspects of the following fundamental beliefs are reflected in this lesson:

**Fundamental Beliefs**

- 3. The Father
- 4. The Son
- 9. The Life, Death, and Resurrection of Christ
- 10. The Experience of Salvation
- 11. Growing in Christ

**Word of the Week**

**Humble:** Humble means thinking less about yourself and more about God and others. People who are humble don't show off. Instead, they point others to God. They say and do things that help others feel loved and valued.

**Lesson Summary**

Not long before Baby Jesus was to be born, Mary and Joseph traveled a long way to Bethlehem to be counted by the ruler of their country. When they arrived in Bethlehem, it was crowded, and there was no place left for them to stay. But someone showed them a quiet stable where they could sleep in peace. Baby Jesus was born, and they wrapped Him in strips of cloth and placed Him in an animal feeding trough to sleep.

**Learning Goals**

The children will:  
**Know** that Jesus is a precious gift from God.  
**Feel** happy that Jesus loved us so much that He chose to be humble.  
**Respond** by sharing the gift of Jesus' humble love with others.



# A Quiet Moment . . .

## Dear Sabbath School Teacher,

Julia found an old shoebox that a friend had wrapped in pretty paper and left on her doorstep. Inside were lots of little packages. Each one had a little tag, reminding her that she was loved. There were tissues to remind her that God comforted her when she was sad, and hand cream to remind her that God soothed her when life felt rough. Every tiny gift had been chosen to illustrate God's love for her.

Sometimes our best gifts arrive in unexpected packages. Maybe they come in plain boxes, wrapped in scraps of paper, or inside torn envelopes. But when we open the gifts, they contain a wonderful and unexpected delight! Similarly, Jesus was a surprising gift! No one expected a poor baby, wrapped in strips of cloth and sleeping in a manger, to be a special gift from God!

Jesus was the ultimate gift of love from our Father in heaven to our broken and hurting world. Jesus blessed

not only His family and friends but every person who has ever lived. Jesus is the Messiah who saves us. "For God so loved the world that He gave His only begotten Son, that whoever believes in Him should not perish but have everlasting life" (John 3:16).

Jesus is a gift packed with humility, compassion, forgiveness, healing, comfort, encouragement, joy, peace, wisdom, hope, and so much more. Which of these gifts do you most need today as you share God's love with the children in your Sabbath School class?

"The heart of God yearns over His earthly children with a love stronger than death. In giving up His Son, He has poured out to us all heaven in one gift. Through that gift there comes to us day by day the unending flow of Jehovah's goodness" (Ellen G. White, *The Faith I Live By*, p. 45).



# Simple Program Outline

**Big Idea:** Jesus is my God. He is the greatest gift ever.

## Kindergarten, Year A, Quarter 3, Week 2

### EARLY ARRIVALS

- Animal and food matching cards activity
- Sing **“Pack It Up”** as you transition into the program.

### WELCOME AND SONGS

- Welcome
- Songs
  - **“Good Morning, Jesus”**
  - **“My Forever Friend Jesus”**
  - **“Visitor Song”** and acknowledgment
  - **“Happy Birthday”** for any child with a birthday this past week

### OFFERING, PRAYER, MEMORY VERSE

- Share a **Mission Fast Fact**.
- Collect offering and sing **“For Jesus.”** Show and color **Offering Chart**.
- Sing **“Let’s Pray”** before praying.
- Sing **“The Greatest Treasure.”** Child holds class Bible.
- **Memory Verse** and **Scripture Song**: “For unto us a Child is born, unto us a Son is given” (Isaiah 9:6).

### SECRET SURPRISE BOX (GET READY FOR THE STORY)

- **Discuss:** What do you think it would be like to be wrapped in strips of cloth, as Baby Jesus was, and to sleep on hay? Use props.
- Share the **Big Idea: Jesus is my God. He is the greatest gift ever.**

### TELL THE STORY

- Pray, then use the **Storytelling Props** and **Program PowerPoint**.

### STORY EXPLORER BOX (UNPACK THE STORY)

- **Activity:** Children throw a **ball of yarn** to each other and share things they’re grateful for.

### NATURE/MISSION

- **Nature Card 28: Sheep**
- **Mission Story:** “A Missionary’s Gift”

### CRAFT

- **Craft:** Jesus, the Greatest Gift
- **Mission Challenge:** Look for a way to help someone in your family who helps other people, such as a big brother/sister, parent, or aunt/uncle.
- Sing **“Goodbye Song.”**
- **Pray.**



# Program Preparation

## Opening Activities

Print the **animal and food matching cards**. Laminate them if possible.

- Sheep—grass
- Panda—bamboo shoots
- Squirrel—nuts
- Chicken—corn
- Butterfly—nectar from flowers
- Rabbit—carrots
- Bear—honey
- Cat—fish
- Monkey—banana
- Spider—flies

Source items for **Secret Surprise Box**: hay, baby doll, and swaddling strips (strips of torn white fabric).

Source a birthday gift of your choice to give to a child with a birthday this past week.

## Tell the Story

Source **suggested Storytelling Props**: hay, baby doll, and swaddling cloth (from the Secret Surprise Box), tub or container for manger.

Source a **felt set** or the [Program PowerPoint](#).

Source items for **Story Explorer Box**: ball of thick, woolly yarn.

## Nature/Mission

Print [Nature Card 28: Sheep](#) for each child.

## Craft Materials

Source [week 2 craft template](#), patterned paper, scissors, glue, markers, ribbon, optional: stickers.

# What Do I Need?

## Source From AIJ Website ([www.aliveinjesus.info](http://www.aliveinjesus.info))

- Music:
  - "Pack It Up"
  - "Good Morning, Jesus"
  - "My Forever Friend Jesus"
  - "Visitor Song"
  - "Happy Birthday"
  - "For Jesus"
  - "Let's Pray"
  - "The Greatest Treasure"
  - Scripture Song: "Isaiah 9:6"
  - "Goodbye Song"
- Animal and food matching cards
- Offering Chart
- Mission Fast Fact
- Week 2 Program PowerPoint
- Nature Card 28: Sheep
- Week 2 Craft Template



qr.aij.info\_KA3Music

## Additional Resources to Source

- Offering container
- Bell or sound maker
- Globe or world map
- Secret Surprise Box and Storytelling Props: hay, baby doll, and strips of torn white fabric, tub or container for manger
- Story Explorer Box: ball of thick, woolly yarn
- Craft materials (see above)

# Full Program Outline



**Big Idea:** Jesus is my God. He is the greatest gift ever.

## EARLY ARRIVALS (10 MINUTES BEFORE SABBATH SCHOOL BEGINS)

**CONNECT:** Warmly welcome each child by name at their eye level as they arrive. Ask: **What's the best gift you have ever been given?**

**DO:** Invite the children to a table where you have laid out the **animal and food matching cards**. Play a matching game together. Talk about other animals and what they eat. Ask the children what their pets eat.

**SING:** Transition into the Sabbath School program by singing **"Pack It Up."**

## WELCOME AND SONGS (5 MINUTES)

**WELCOME:** Welcome the children as a group to Sabbath School and tell them how happy you are to see them.

**SING:** Sing the following songs with actions and props:

- **"Good Morning, Jesus"**
- **"Happy Birthday"** for any child with a birthday this past week
- **"My Forever Friend Jesus"**
- **"Visitor Song"** and acknowledgment

## OFFERING, PRAYER, MEMORY VERSE (6 MINUTES)

**SHARE:** Share a **Mission Fast Fact** about this quarter's mission offering.

**GIVE:** Sing **"For Jesus."** Share that it's always better to give than to receive, and this is true of giving back to God with our offerings. Invite a child to collect the offering in your offering container. After the money has been counted by an adult, invite a child to color the next section of your **Offering Chart** to show how much has been collected this quarter.

**PRAY:** Sing **"Let's Pray."** Then pray that God will take the offering to be used where it's most needed and ask Him to help the children understand the special story they will learn about today.

**SING and DISCUSS:** Sing **"The Greatest Treasure,"** and comment on some of the lyrics in the song that describe Jesus. Invite one child to come forward and hold the special class Bible. Show the children how to find the **memory verse, Isaiah 9:6**. Say it together: "For unto us a Child is born, unto us a Son is given" (Isaiah 9:6). Then listen to and sing the **Scripture Song** together.

• **Last week we learned about a special gift God promised. Do you remember what this greatest-ever treasure is?** (Yes—the special gift was Jesus!)

## SECRET SURPRISE BOX (7 MINUTES)

**J DO:** Play your **bell** or **sound maker**, then invite a child to open the **Secret Surprise Box** to reveal **a baby doll, some hay** (to be placed in the manger), and **a cloth/baby wrap** (to symbolize what Jesus was wrapped in). Show each of the items to the children.

• **What do you think it would be like to be wrapped in strips of cloth or to sleep on hay?** (Accept children's answers and discuss together.)

Let the children help you **wrap the baby doll** and lay it on the hay. Let the children wrap one of their hands in the swaddling cloth and place it on top of the hay to feel what it might be like to sleep on rough hay.

**DISCUSS:** • **Do you think a king's baby today would be wrapped in cloth and left to sleep on hay in an animal feeding trough? Why?**

• **How do you think a king's baby would be dressed, and what would their bed look and feel like?**




**SHARE:** Explain that Jesus is the King of kings, yet He was born to parents who didn't have a lot of money or a fancy house. Jesus understands what it's like to not have very much. He understands and loves everyone who has ever lived on our earth.

### TELL THE STORY (10 MINUTES)

 **SHARE:** Pray, asking God to help the children understand today's story. Then share the story, "**The Jesus Gift Arrives**," in an interactive and engaging way, using the **storytelling suggestions** and **Program PowerPoint**.

### STORY EXPLORER BOX (5 MINUTES)

 **DO:** Play your **bell** or **sound maker**, then invite a child to open the **Story Explorer Box** revealing a **ball of thick, woolly yarn**.

• **Where does wool/yarn come from?** (Sheep.)

Stand in a circle. Hold the end of the yarn and say thank You to God for one of His gifts to you. Keep hold of the end of the yarn and throw the ball of yarn to a child, inviting them to name a gift from God. They hold the yarn and throw the ball to another child to make a web. Continue until everyone has held and thrown the yarn, and everyone who wants to has thanked God for one of His good gifts.

**Teaching Point:** God has given us so many wonderful things because He loves us. But Jesus is the greatest gift ever! We can share His love with others, because everyone needs Jesus' love.

Repeat the **Big Idea** together: **Jesus is my God. He is the greatest gift ever.**

### NATURE/MISSION (3 MINUTES)

#### NATURE COLLECTOR CARD:

Hold up **Nature Card 28: Sheep** and share the following facts:


- Sheep remind us to be humble.
- They humbly follow their leader.
- They are gentle, hardworking, and peaceful.
- They keep making woolly yarn for us all throughout their lives. Even after they are shorn, they grow another coat for us to have next year!
- They eat simple food, such as grass and root vegetables.


Give each child **Nature Card 28: Sheep** to place in their Nature Collector Bag.

Share the **Mission Story**, "The Missionary's Gift."

### CRAFT (15 MINUTES)

**CRAFT: Gift Card.** Using patterned paper and decorations, make a card you can share with others.

 **MISSION CHALLENGE:** Look for a way to help someone in your family who helps other people, such as a big brother/sister, parent, or aunt/uncle.

 **SING:** Sing "**Goodbye Song**." Share that today we learned how God sent Jesus to our earth as the most special gift. Jesus was born in a humble stable, wrapped in strips of cloth, and laid to sleep in an animal trough. Jesus could have stayed in heaven, but He came to earth to show us how much God loves us! Let's say, "Thank You, Jesus!" (Invite the children to say this together.) Explain also that we can show Jesus' love to others by humbly helping them.

**PRAY:** Invite a child to **pray**. Then say a short prayer yourself, thanking God for sending the great gift of Jesus to humbly show us how much He loves us.



# Tell the Story **The Jesus Gift Arrives**

**Big Idea:** Jesus is my God. He is the greatest gift ever.

As you prepare to share this story, please read the student guide for the full, detailed narrative. Include additional props as needed, depending on what you have available. To maximize engagement, avoid reading the story to the children. See the storytelling suggestions at the front of this publication.

## Storytelling Suggestions

- Involve the children with hand actions and sounds for the following cues: trumpets, clip-clop of donkey, knocking.
- Use a baby doll as Jesus and wrap in cloth. Place in tub/container to act as a "manger."
- Show the ► pictures from the student guide as you tell the story ([week 2 Program PowerPoint](#)).
- Use a **felt set** or **peg people**, if desired.
- Always use expressive tones and actions to engage the children.

**Pray:** Before you begin, pray. Ask God to help everyone understand today's Bible story. By doing this, you will model how important it is to pray to invite God to teach us from His living Word before we read the Bible.

## TELL THE STORY: QUICK CUES

- *Toot-toot-toot* (**trumpet sound and action**). All people were to return to their hometown to be counted.
- Joseph and Mary hurried to get ready. Mary would soon have Baby Jesus. But a rule was a rule. They had to go to Bethlehem, Joseph's hometown.
- Joseph lifted Mary onto their donkey's back. With a *clip-clop* (**clap hands on legs**) they set off.
- Finally Joseph could see the city up ahead. He pointed (**point**) and smiled (**smile**). It was Bethlehem. They rushed toward it. Clippity-cloppity (**fast clapping on legs**).
- There were people everywhere! They had all come to be counted. Joseph and Mary walked up and down the streets looking for a place to stay.
- Knock, knock (**knocking action**). Joseph knocked on the door of the inn, but there was no room. The only place to stay was a little stable.
- In the middle of the night Baby Jesus was born! "For unto us a Child is born, unto us a Son is given" (Isaiah 9:6).
- Mary and Joseph wrapped their Baby (**wrap baby doll**) in cloth and cuddled Him. They called Him Jesus.
- Then they laid Him in a manger (**lay doll in "manger"**). Angels watched over Him from above.
- God had given Jesus to the world. This was the greatest, most precious gift ever!

## TELL THE STORY

► *Toot-toot-toot*. The trumpets blasted (**children copy noise and action**). *Toot-toot-toot*. The announcement boomed across cities and towns all over the land. Ruler Caesar Augustus was ordering everyone to go to their family's hometown. He wanted to do a count of all the people.

Joseph and Mary hurried to get ready. Mary's tummy was big and round because she was pregnant with Baby Jesus. He could be born any day now! It would be hard for her to travel with a pregnant tummy. But a rule was a rule. They had to go to Joseph's hometown of Bethlehem.

► After packing their bags, Joseph gently lifted Mary onto their donkey's back. With a clip-clop (**clap hands on legs**) they were on their way.

*Clip-clop. Clip-clop* (**clap action on legs**). Mary held her tummy as she swayed left and right on the donkey's back. What a wobbly ride! But she smiled (**smile**). They didn't need to worry on this long trip. God was with them. His angels would keep them safe.



Finally Joseph could see a beautiful city up ahead. He pointed (**point**) and smiled (**smile**). It was Bethlehem!

The donkey's slow *clip-clop, clip-clop* became *clippity-cloppity, clippity-cloppity* (**clap action on legs**) as Joseph eagerly rushed toward the city.

As they entered the gates, there were people everywhere! Like Mary and Joseph, lots of people had come to be counted. Joseph, Mary, and their donkey squeezed past the crowds of visitors. They walked up and down the narrow streets looking for a place to sleep.

► Joseph stopped at an inn and knocked (**knock, knock**). As the door creaked open, Joseph asked for a room to stay for the night. The owner shook his head and closed the door. "There were no rooms left in the inn" (Luke 2:7, ICB).

The only place to stay was a little stable. This place where animals slept would be their room for the night.

Joseph tied up their tired donkey. Then he helped Mary lie down on the scratchy hay. It had been such a long, bumpy journey! It was time to rest and sleep.

► On this night, in this very place, among these animals, something amazing happened. Baby Jesus was born! "For unto us a Child is born, unto us a Son is given" (Isaiah 9:6).

God had given Jesus to the world. This was the greatest, most precious gift ever!

Joseph and Mary wrapped Him up and held Him close (**wrap and hold baby doll**). They knew their tiny Baby was someone very special. He was "God with us" (Matthew 1:23).

Mary and Joseph looked into His beautiful face and smiled. This special Baby needed a name. The shining angel had told them, "And you shall call his name Jesus, for He will save His people from their sins" (Matthew 1:21).

Jesus. Yes, His name would be Jesus.

Mary placed Baby Jesus in a manger—a place where the animals fed. ► Angels above watched over Him. Jesus had been born! Jesus was the very best gift that God could give the world to show how much He loves us.

## Resource

### Animal and Food Matching Cards

Print the template from the Alive in Jesus website, [www.aliveinjesus.info](http://www.aliveinjesus.info).





# Mission Story

**Focus:** Jesus is the best gift we can share with others.

## The Missionary's Gift

**Location:** Help a child locate **Nepal** on your **globe** or **world map**.

Kabita and Gita are sisters. They live in a town not far from Kathmandu in Nepal.

When Kabita and Gita were small, an Adventist missionary came to live in their village. The missionary's daughter, Janie, invited the girls to come and play with her. Sometimes the missionary father told the children Bible stories and taught them beautiful songs about Jesus. Kabita and Gita went home very happy. The missionary's songs were a special gift. The girls discovered that they loved to sing!

Sadly there was fighting nearby and the missionaries had to leave Nepal in a hurry. Kabita and Gita felt sad but when they sang the songs that the missionaries taught them, they felt better. The songs helped them to remember Jesus.

One day the police came and arrested Kabita and Gita's father and took him to prison. Mother was very worried. Kabita remembered that Jesus hears our prayers and will help if we ask Him. She told her mother to pray to Jesus for help. Mother and the girls asked Jesus to help Father get out of prison, and he was released. The family were so happy—Jesus had answered their prayer! Now the girls knew for sure that Jesus loved and cared for them.

Before the missionaries left, they had told the girls about the Adventist boarding school in Kathmandu. The missionary father promised to find someone to pay their school fees so they could go there when they were older, and he did. Both girls were able to learn about Jesus every day.

"When we go home during holidays," Gita said, "we tell our friends in the village about Jesus. We teach them to sing songs, and we pray for sick people. Sometimes they get well. We tell them they must pray to Jesus, for He is the living God."

The girls are very grateful to the missionaries. They didn't just give the girls beautiful songs, or a good school, they gave the girls the best gift ever—the gift of Jesus.

This story is adapted from "A Missionary's Special Gift," *Children's Mission*, copyright © 2014 General Conference of Seventh-day Adventists®. Used and adapted by permission.

## Craft

### Gift Card

**What you need:** Week 2 craft template, patterned paper, scissors, glue, markers, ribbon. Optional: stickers. (1)

**Preparation Instructions:**

Cut a 3-3/4-inch by 3/4-inch (9.5 centimeters by 2 centimeters) rectangle and a 3-1/2-inch by 3-1/2-inch (9 centimeters by 9 centimeters) square out of patterned paper to fit the gift card.

**Create it Together:**

1. Cut out the pieces. Fold the bottom square up and the top rectangle down over the top to make a "gift box" shape. (2)
2. Glue the picture of baby Jesus inside. An adult can help write the memory verse or "Jesus is the best gift of all" on the blank section inside. Children can also decorate with stickers. (3)
3. Glue patterned paper to the front of the gift box. An adult can help tie a ribbon around it. (4)





## Kindergarten

YEAR A • QUARTER 3

### Jesus Is My God

- WEEK 1 The Great Promise
- WEEK 2 The Jesus Gift Arrives
- WEEK 3 **Finding Jesus, the Gift**
- WEEK 4 Guiding and Protecting
- WEEK 5 Grow, Grow, Grow
- WEEK 6 At the Jordan River
- WEEK 7 Tempted in the Desert
- WEEK 8 Follow Jesus
- WEEK 9 The Wedding Surprise
- WEEK 10 Food for Thousands
- WEEK 11 Jesus the Teacher
- WEEK 12 The Man in a Tree
- WEEK 13 Jesus' Trip to Capernaum

### Week 3

# Finding Jesus, the Gift

**Bible References:** Matthew 2:1-12; Luke 2:8-38

**Big Idea** Jesus is my God. He wants me to seek Him and find Him.

**Memory Verse** "And you will seek Me and find Me, when you search for Me with all your heart" (Jeremiah 29:13).

**References** *The Desire of Ages*, pp. 43-67

Some aspects of the following fundamental beliefs are reflected in this lesson:

- Fundamental Beliefs**
- 4. The Son
  - 9. The Life, Death, and Resurrection of Christ
  - 11. Growing in Christ
  - 22. Christian Behavior

**Word of the Week** **Seek:** Seeking is searching for something. Jesus wants us to seek Him with all our hearts. Some things we can do to spend time with Jesus include praying, reading the Bible, going to Sabbath School, and singing worship songs.

**Lesson Summary** When Jesus was born, the angels were very happy! They found some shepherds and told them that the Messiah had been born. Very soon after, the shepherds ran to look for Him and worship Him. Simeon and Anna had been looking for the Messiah for many years too! They were happy to see Baby Jesus in the temple! And finally, Wise Men traveled a long distance to find Jesus and worship Him.

**Learning Goals** The children will:  
**Know** that Jesus wants us to seek Him, and He will help us to find Him.  
**Feel** excited about looking for Jesus in their life.  
**Respond** by helping others to seek Jesus too.



# A Quiet Moment . . .

Dear Sabbath School Teacher,

God often “hides” Himself in plain sight. Unlike our children, who tuck themselves behind doors or curtains or squeeze under beds, He wants to be found! God gave lots of clues to prepare people for the Messiah. There were prophecies that said He would come out of Bethlehem. He sent angels with clues to help the shepherds find Baby Jesus in a manger, and He sent a star for the Wise Men to follow.

And we can still seek and find Jesus today. One family asks each other every day, “Where did you see pictures of Jesus today?” and even the little children have answers! “When I watched the beautiful butterfly!” “When my brother was kind and helped me!” “When Daddy helped Mommy tidy the yard!”

This week, look around you each day for pictures of Jesus, and then write down where you found glimpses of Him. How does it change the way you see the world when you are always looking for Jesus’ love? Maybe you could share some of your experiences with the children in your class this Sabbath.

“Seek God with all the heart. . . . With intense earnestness learn the trade of seeking the rich blessings that God has promised, and with persevering, determined effort you shall have His light and His truth and His rich grace” (Ellen G. White, *Our Father Cares*, p. 114).

# Simple Program Outline



**Big Idea:** Jesus is my God. He wants me to seek Him and find Him.

## Kindergarten, Year A, Quarter 3, Week 3

### EARLY ARRIVALS

- Pictures of Baby Jesus: search and color
- Sing **“Pack It Up”** as you transition into the program.

### WELCOME AND SONGS

- Welcome
- Songs
  - **“Good Morning, Jesus”**
  - **“God Is Our Loving Father”**
  - **“God’s Big Family”**
  - **“Happy Birthday”** for any child with a birthday this past week
  - **“Visitor Song”** and acknowledgment

### OFFERING, PRAYER, MEMORY VERSE

- Share a **Mission Fast Fact**.
- Collect offering and sing **“For Jesus.”** Show and color **Offering Chart**.
- Sing **“Let’s Pray”** before praying.
- Sing **“The Greatest Treasure.”** Child holds class Bible.
- **Memory Verse** and **Scripture Song**: “And you will seek Me and find Me, when you search for Me with all your heart” (Jeremiah 29:13).

### SECRET SURPRISE BOX (GET READY FOR THE STORY)

- **Activity:** Coin and heart **scavenger hunt**
- Share the **Big Idea: Jesus is my God. He wants me to seek Him and find Him.**

### TELL THE STORY

- Pray, then use the **Storytelling Props** and **Program PowerPoint**.

### STORY EXPLORER BOX (UNPACK THE STORY)

- **Activity:** Walking close to Jesus

### NATURE/MISSION

- **Nature Card 29: Indigo Bunting**
- **Nature Lesson:** “Searching for Katie”

### CRAFT

- **Craft:** Star Seeker
- **Mission Challenge:** Say “Thank you” and “God bless you” to someone who helps people near your home (a nurse, police officer, mail carrier, etc.).
- Sing **“Goodbye Song.”**
- **Pray.**

# Program Preparation



## Opening Activities

Print the **Baby Jesus pictures**—at least one per child. Cut out three to four **large yellow or gold stars**—as big as your hand. Attach a clue to the first star that will lead to the next star picture, and place in a noticeable spot in the room. Place a different clue on each of the following stars that will lead the children around the room. These following stars should be hidden, and the clues lead to the last star which will have the pictures of Jesus with it. Provide **crayons** for the children to color their pictures before class.

Source items for **Secret Surprise Box: sawdust, sand, salt, or fine grains; plastic gold “coins,” small plastic or foam hearts** (or cutout from cardstock).

Source a birthday gift of your choice to give to a child with a birthday this past week.

## Tell the Story

Source **suggested Storytelling Props**: angel sticks from week 1; a large star (make it bright and sparkly, or source a star light that you can turn on); something gold or a box covered in gold paper; jar of herbs/incense for frankincense; perfume bottle or bottle with oil for myrrh; a picture of little Jesus in a house with Mary.

Source a **felt set** or the [Program PowerPoint](#).

Source items for **Story Explorer Box: footprints** cut from paper; **objects** that lead us closer to Jesus (Bibles, songbooks, praying hand picture, bag of groceries to share, nature objects, etc.).

## Nature/Mission

Print [Nature Card 29: Indigo Bunting](#).

## Craft Materials

Source **week 3 craft template, memory verse, white or yellow cardstock, glue, craft sticks, scissors, markers, optional star and heart stickers**.

# What Do I Need?

## Source From AIJ Website ([www.aliveinjesus.info](http://www.aliveinjesus.info))

### Music:

- “Pack It Up”
- “Good Morning, Jesus”
- “God Is Our Loving Father”
- “God’s Big Family”
- “Happy Birthday”
- “Visitor Song”
- “For Jesus”
- “Let’s Pray”
- “The Greatest Treasure”
- Scripture Song: “Jeremiah 29:13”
- “Goodbye Song”



[qr.aij.info\\_KA3Music](http://qr.aij.info_KA3Music)

- Offering Chart
- Mission Fast Fact
- Week 3 Program PowerPoint
- Nature Card 29: Indigo Bunting
- Week 3 Craft Template
- Picture of Baby Jesus

## Additional Resources to Source

- Offering container
- Bell or sound maker
- Globe or world map
- White or yellow paper, crayons
- Large yellow or gold stars
- Secret Surprise Box: sawdust, sand, salt, or fine grains; gold “coins;” small hearts
- Storytelling Props: angel sticks from week 1, a large star, something gold or a box covered in gold paper, jar of herbs/incense for frankincense, perfume bottle or bottle with oil for myrrh, a picture of little Jesus in a house with Mary
- Story Explorer Box: paper footprints, objects that lead us closer to Jesus (Bibles, songbooks, praying hand picture, bag of groceries to share, nature objects, etc.)
- Craft materials (see above)

# Full Program Outline



**Big Idea:** Jesus is my God. He wants me to seek Him and find Him.

## EARLY ARRIVALS (10 MINUTES BEFORE SABBATH SCHOOL BEGINS)

**CONNECT:** Give a warm welcome to each child as they arrive at Sabbath school. Talk about something you looked for and found this week. Then ask:

- **Did you look for something this week?**
- **Did you find what you were looking for? How did you feel when you found it?**

**DO:** Invite each child to **search for the Baby Jesus pictures that you have hidden in the room**. Tell them to first look for a star that will help lead them to Jesus. When they have each found the picture of Jesus, they can come and sit at the table to color it. Talk about some of the ways that they can look for Jesus and find Him, such as in Bible stories, prayer, worship, nature, and by serving or helping others.

**SING:** Sing **“Pack It Up”** as you transition into Sabbath School.

## WELCOME AND SONGS (5 MINUTES)

**WELCOME:** Welcome the children as a group to Sabbath School and tell them how glad you are to see them.

**SING:** Sing the following songs with actions and props:

- **“Good Morning, Jesus”**
- **“God Is Our Loving Father”**
- **“God’s Big Family”**
- **“Happy Birthday”** for any child with a birthday this past week
- **“Visitor Song”** and acknowledgment

## OFFERING, PRAYER, MEMORY VERSE (6 MINUTES)

**SHARE:** Share a **Mission Fast Fact** about this quarter’s mission offering and explain to the children how good it is to give to other countries so more children and adults can learn about God.

**GIVE:** Sing **“For Jesus”** and invite a child to collect the offering in your offering container. After the money has been counted by an adult, invite a child to color the next section of your **Offering Chart** to show how much has been collected this quarter.

**PRAY:** Sing **“Let’s Pray.”** Then invite a child to pray, asking that God will take the offering to be used where it’s most needed. You can then pray and ask Him to help the children understand the special story they will learn about today.

**SING and DISCUSS:** Sing **“The Greatest Treasure.”** Talk about how to find treasure. Tell the children that we always need to search—sometimes for a long time! Explain that the messages in our Bibles are like treasure. When we learn Bible stories and read God’s words for us, it’s very precious and valuable. Invite one child to come forward and reverently hold the special class Bible. Show the children how to find the **memory verse, Jeremiah 29:13. Say it together** and listen to and sing the **Scripture Song:** “And you will seek Me and find Me, when you search for Me with all your heart” (Jeremiah 29:13).

- **What does it mean to “seek” something?** (To look for it, to search for it.)

Share that our memory verse tells us about the most important treasure we can ever seek.

## SECRET SURPRISE BOX (7 MINUTES)

**J DO:** Play your **bell** or **sound maker**, then invite a child to open the **Secret Surprise Box** to reveal a box filled with **sawdust, sand, salt, or fine grains**, in which there are **hidden gold “coins”** and **heart shapes**. Let each child search for one gold “coin” and one heart shape.

**DISCUSS:** • **What did it feel like when you found a “treasure” (coin) and “love” (heart) in the Secret Surprise Box?**

# Full Program Outline Continued



**SHARE:** We can find Jesus in all kinds of unexpected places when we ask Him to help us find Him! Whenever we learn something new about Jesus, it's like discovering treasure. When we learn about His love and share it with others, we find Jesus and can also then help others find Him.

Say the **Big Idea** together: **Jesus is my God. He wants me to seek Him and find Him.**

In our story today, we will learn about the people who looked for Baby Jesus because they wanted to find the Messiah. I wonder . . .

- **How did they search for Him?**
- **What did they do when they found Him?**

## TELL THE STORY (10 MINUTES)

**SHARE:** Pray, asking God to help the children understand today's story. Then share the story, "**Finding Jesus, the Gift,**" in an interactive and engaging way, using the **storytelling suggestions** and/or the **Program PowerPoint**.

## STORY EXPLORER BOX (5 MINUTES)

**DO:** Play your **bell** or **sound maker**, then invite a child to open the **Story Explorer Box** to reveal **paper footprints, a Bible, a worship songbook, a picture of praying hands, a bag of food** to give away, and **a beautiful item from nature** such as a flower in a pot or some fruits and vegetables.

Place the paper footprints in a line to form a path around the room, ending at a picture of Jesus or a 3-D Nativity scene. Along the path, place the other items from the box. Go for a walk with your class along the path. Talk about the different things that can help us to seek Jesus—the Bible, worship, prayer, kindness to others, and learning about God by studying His Creation. Ask:

- **What do you like doing in your family that helps you to seek Jesus and be close to Him?** (Allow time for children to respond and ask some adult helpers to share their thoughts. Then share how you, the teacher, love to be close to Jesus because He's your best friend.)

**Teaching Point:** Share that the best way to seek Jesus is by reading His living Word, the Bible. When we read it with a seeking heart, we learn so much about Him. We can seek Jesus when we go to church, pray, sing, walk outside in nature, and when we help others to know Him too. Jesus loves to see you seek Him, and He'll always let you find Him.

Repeat the **Big Idea** together: **Jesus is my God. He wants me to seek Him and find Him.**

## NATURE/MISSION (3 MINUTES)

**NATURE COLLECTOR CARD:** Hold up **Nature Card 29: Indigo Bunting** and share the following facts:

- Indigo Buntings live in North America. They fly south in winter to stay warm.
- They look at the stars and work out the right direction to go south.
- They even hop in that direction before they set off, to practice the right way to go!
- They fly south at night so that they can follow the stars in the sky, just as the Wise Men in our story did.
- Give each child **Nature Card 29: Indigo Bunting** for them to place in their Nature Collector Bag.

**MISSION STORY:** Share the **Mission Story:** "Searching for Katie."



## CRAFT (15 MINUTES)

**CRAFT: Star Seeker.** Invite the children to say the **memory verse** together again. Remind them that when we seek God with all our hearts, we will find Him because He loves us and wants us to find Him. Show the children a premade craft sample and explain how to make it. Play the quarterly **Scripture Song playlist** while the children make the craft.

**MISSION CHALLENGE:** Explain that there may be people we meet every day who don't know God. We can help them to one day seek Him by being kind, courteous, and thankful. **This week's Mission Challenge is to say, "Thank you" and "God bless you" to someone who helps people near your home (a nurse, police person, or mail carrier, for example).** Discuss what else the children could do to show Jesus' love to these people.

**SING:** Sing "**Goodbye Song.**" Share that today we learned that Jesus wants us to seek Him just as the shepherds, Simeon, Anna, and the Wise Men did. It's the most important thing in the world to find and love Jesus. Share that next week we will learn about someone who was looking for Jesus for a bad reason—and how God protected Jesus and His family.

**PRAY:** Invite a child to pray. Then say a short prayer yourself, thanking Jesus that He loves us and that He wants us to find Him so that we can learn more about His love and worship Him.

# Tell the Story **Finding Jesus, the Gift**

**Big Idea:** Jesus is my God. He wants me to seek Him and find Him.

As you prepare to share this story, please read the student guide for the full, detailed narrative. Include additional props as needed, depending on what you have available. To maximize engagement, avoid reading the story to the children. See the storytelling suggestions at the front of this publication.

### Storytelling Suggestions

- Use **angel sticks** from week 1 of this quarter to wave when angels are mentioned and a **large star** for the children to follow as the Wise Men did. For the gifts, include **something gold** or **a box covered in gold paper**, a little jar of herbs/incense for **frankincense**, a bottle of perfume or oil for **myrrh**.
- Use a **picture of Jesus in a house with Mary** to represent the home in Bethlehem.
- Show the ► pictures from the student guide as you tell the story ([week 3 Program PowerPoint](#)).
- Use a **felt set** or **peg people**, if desired.
- Use expressive tones and actions to engage the children.

**Pray:** Before you begin, pray. Ask God to help everyone understand today's Bible story. By doing this, you will model how important it is to pray to invite God to teach us from His living Word before we read the Bible.

### TELL THE STORY: QUICK CUES

- On the hills outside Bethlehem, a group of shepherds watched over their sheep at night. They talked about God's promised King.
- Suddenly there was a bright, dazzling light! It was an angel! (**Wave angel.**) The Savior had been born in Bethlehem! He was wrapped in cloth, lying in a manger.
- The whole sky was filled with angels singing a beautiful song (**wave angels**).



- The shepherds ran and found Baby Jesus in the stable. They worshipped Him.
- Jesus' parents took Him to the temple for a special thank-You prayer. An old man named Simeon and an old woman named Anna had been waiting for God's promised Savior. They knew it was Jesus!
- Far away some Wise Men saw a special kind of star. They had read a verse in the Old Testament about a star meaning that a special king had been born ([show star](#)).
- They wanted to meet and welcome the new king! They packed up and began to follow the star ([children follow star](#)).
- They followed the star to Jerusalem, but no one in the palace knew anything about a new leader ([children follow star](#)).
- They continued to follow the star to Bethlehem, where they found Jesus and gave Him their gifts. ([Follow star to picture of Jesus; show gifts.](#))

## TELL THE STORY

► The night was peaceful and quiet on the hills outside Bethlehem. Huddled around a fire sat a group of shepherds. They laughed and talked together as they watched over their sheep. Their most favorite thing to talk about was the coming Savior. When would He come? Oh, how they wanted it to be soon!

The shepherds looked up at the starry sky as their sheep slept on the soft grass. All was quiet. All was still. ► Suddenly a dazzling angel ([wave angel](#)) appeared before them. The angel's light was so bright that it made the whole sky light up all around them. The shepherds jumped back in surprise. Their eyes opened wide. What was this? They were scared!

"Don't be afraid, because I am bringing you some good news," said the angel ([wave angel](#)). "It will be a joy to all the people. Today your Savior was born" (Luke 2:10, 11, ICB).

The angel ([wave angels](#)) told them Jesus was in Bethlehem, wrapped in cloth, lying in a manger.

► Thousands of angels ([wave angels](#)) filled the sky with brilliant light. In their loudest and happiest voices the angels ([wave angels](#)) sang, "Glory to God in the highest, and on earth peace . . . toward men (Luke 2:14). It was the most beautiful song the shepherds had ever heard. When the beautiful song finished, the angels ([wave angels](#)) disappeared. The light faded, and the darkness returned.

The shepherds could hardly breathe, they were so excited! Jumping up, they ran to Bethlehem ([running action](#)).

Huffing and panting, the shepherds stopped outside a stable. They gently opened the door. Shh! There lay Baby Jesus! He was sleeping peacefully in a manger, just as the angel ([wave angels](#)) had said. The shepherds knelt down and worshipped Him.

Then the happy shepherds ran to tell everyone. They had found their King and Savior!

► When Baby Jesus was a little bigger, Mary and Joseph took Him to the temple in Jerusalem. It was time to thank God for the precious gift of Jesus. There were two special people who worked in the temple. They had been looking for Jesus for a very long time! One was an old man named Simeon, and the other was an old woman named Anna. As soon as they saw Baby Jesus, they knew He was the Savior that the scrolls had written about—the one God had promised. They were so happy to see Him. With tears in their eyes they thanked God for sending Jesus!

► Far, far away others were looking for Jesus too. A group of Wise Men. One night (the very night Baby Jesus was born!) they looked at the sparkling stars in the night sky and noticed something different. It was an unusual light in the sky. Then the light faded and turned into a sparkly star that moved ([show star](#)). How interesting! They remembered the Old Testament scriptures that said a star would be the sign of God's promised King.

The Wise Men decided they must follow the star. They must meet and welcome this very special new King! Quickly they saddled their camels and packed their bags with three special gifts for Him. Then they set out to search for the new King ([lead children with star](#)).

The Wise Men traveled across the sand, over hills, through distant lands. Every night they followed the star.



---

After a very long journey the Wise Men came to the royal city of Jerusalem. Of course, that's where they would find the baby King! But King Herod didn't know anything about a newborn King.

The Wise Men left Jerusalem. Where to now? The special star was moving again. It led them to a little home in Bethlehem (children follow the star to the picture of Jesus in a home with Mary). ► Here they found Mary with Jesus—the King!

The Wise Men dropped to their knees. With hearts full of joy they worshipped Jesus. Then, opening their bags, they pulled out three gifts. They gave Jesus shiny gold, special frankincense, and a sweet-smelling oil called myrrh. These were very special gifts for a king.

The Wise Men were so happy. They had finally found God's King!

## Mission Story

**Focus:** God cares for us and answers our prayers when we seek Him.

---

### Searching for Katie

**Location:** Help a child locate **Botswana** on your **globe** or **world map**.

Five-year-old Katie was enjoying camp meeting with her grandmother. She went to play with her friends in the beautiful countryside close to the camp. After a while she started to get hungry, so she decided to walk back to the tent where her grandmother was making food. But she accidentally took a wrong turn and went in the opposite direction.

She walked and walked, but she didn't find the camp or her grandmother. When suppertime came and there was no Katie, Grandma started to worry. When she still hadn't come back for evening worship, a man told everyone that Katie was lost. He asked people to pray for her and help them look for her. They prayed that she would be safe because there were lots of wild animals in the Botswana bush.

Many campers came to search for her, and those who stayed behind to care for their own children prayed that God would lead the searchers to Katie. Suddenly someone found a tiny shoeprint in the damp sand on the edge of a lake. They followed the footprints into the grass. It was very dark by now, but they found a big searchlight to help them look for her. They found more shoeprints and followed them carefully through streams and grass and into the thick forest.

Finally, long after midnight, they found Katie sleeping peacefully on the ground, with her little shoes next to her. She woke up, saw her pastor, and smiled at him. The searchers wrapped her warmly in a blanket and carried her back to the camp, singing praises to God. Then they had a special praise service together! They were all so happy for the miracle of God guiding them to find Katie's little footprints and to follow them!

This special miracle helped people understand how much God cares for each of His children. Just as He wanted the searchers to find Katie, He wants us to search for Him too and He will help us find Him.

Repeat the **Big Idea: Jesus is my God. He wants me to seek Him and find Him.**



## Star Seeker

### What you need:

Week 3 craft template, yellow crayon, scissors, star stickers, glitter glue, large craft stick, tape. (1)

### Create it Together:

1. Use a yellow crayon to color in the star, then cut out. An adult can cut out the heart shape in the middle. (2)
2. Decorate the star with stickers and glitter glue, then tape a large craft stick to the back. (3)





## Kindergarten

YEAR A • QUARTER 3

### Jesus Is My God

- WEEK 1 The Great Promise
- WEEK 2 The Jesus Gift Arrives
- WEEK 3 Finding Jesus, the Gift
- WEEK 4 **Guiding and Protecting**
- WEEK 5 Grow, Grow, Grow
- WEEK 6 At the Jordan River
- WEEK 7 Tempted in the Desert
- WEEK 8 Follow Jesus
- WEEK 9 The Wedding Surprise
- WEEK 10 Food for Thousands
- WEEK 11 Jesus the Teacher
- WEEK 12 The Man in a Tree
- WEEK 13 Jesus' Trip to Capernaum

#### Week 4

# Guiding and Protecting

**Bible References:** Luke 2:22-38; Matthew 2:19-23

**Big Idea** Jesus is my God. He protects me.

**Memory Verse** "For He shall give His angels charge over you, to keep you in all your ways" (Psalm 91:11).

**References** *The Desire of Ages*, pp. 59-67

#### Fundamental Beliefs

Some aspects of the following fundamental beliefs are reflected in this lesson:

- 3. The Father
- 4. The Son
- 7. The Nature of Humanity
- 9. The Life, Death, and Resurrection of Christ
- 22. Christian Behavior

#### Word of the Week

**Protect:** Protect means to keep someone or something safe from danger. God wants to keep you safe! He has given His angels the very special job of protecting you every day.

#### Lesson Summary

An angel warned the Wise Men in a dream not to tell Herod where they had found Jesus, so they went home a different way. An angel also told Joseph to leave Bethlehem and take Mary and Jesus to Egypt to be safe. After a few years the angel told Joseph that Herod was dead and that they could safely go back to their home in Nazareth. God had sent His angels to protect them and lead them.

#### Learning Goals

The children will:  
**Know** that Jesus wants to protect and guide us.  
**Feel** safe in God's loving protection.  
**Respond** by thanking God for His protection and guidance.



# A Quiet Moment . . .

Dear Sabbath School Teacher,

Whether you're in the early or late seasons of your life, and whether you've had a difficult or easy week, you can be sure that as you hold on to God, He is protecting and guiding you.

One of the clearest pictures we have of Jesus, our protector, is captured in the metaphor of a shepherd. A shepherd guides the sheep to green pastures, watches for predators, and carries little lambs who need to rest. A good shepherd keeps the sheep safe and leads them for their good. David knew what it meant to be a shepherd, and his picture of God as the Good Shepherd is beautifully captured in Psalm 23.

Many of God's great leaders were shepherds. Abraham, Isaac, Jacob, and Moses learned how to lead and protect people by caring for their flocks. Mary, Joseph, and Jesus would have been encouraged by these wonderful Old Testament stories.

In the story of Jesus' birth we see many times that God and His angels protected and guided people to make

sure that little Jesus was safe. Sometimes, like sheep, we can be oblivious to God's guidance in our lives. It may take a few years before we can look back and notice that God was guiding us. How has God led and protected you in your life? Where is He leading you today? Thank Him for being your Good Shepherd and look forward to the day you will discover all the times He protected you without you ever noticing!

"Be strong and of good courage, do not fear nor be afraid of them; for the Lord your God, He is the One who goes with you. He will not leave you nor forsake you" (Deuteronomy 31:6).

"We have nothing to fear for the future, except as we shall forget the way the Lord has led us, and His teaching in our past history" (Ellen G. White, *Counsels for the Church*, p. 359).



# Simple Program Outline

**Big Idea:** Jesus is my God. He protects me.

## Kindergarten, Year A, Quarter 3, Week 4

### EARLY ARRIVALS

- Rescue and protect activity
- Sing **“Pack It Up”** as you transition into the program.

### WELCOME AND SONGS

- Welcome
- Songs
  - **“Good Morning, Jesus”**
  - **“God Is Always With Me”**
  - **“Happy Birthday”** for any child with a birthday this past week
  - **“Visitor Song”** and acknowledgment

### OFFERING, PRAYER, MEMORY VERSE

- Share a **Mission Fast Fact**.
- Collect offering and sing **“For Jesus.”** Show and color **Offering Chart**.
- Sing **“Let’s Pray”** before praying.
- Sing **“The Greatest Treasure.”** Child holds class Bible.
- **Memory Verse** and **Scripture Song**: “For He shall give His angels charge over you, to keep you in all your ways” (Psalm 91:11).

### SECRET SURPRISE BOX (GET READY FOR THE STORY)

- **Object Lesson:** Demonstrate a **toy that can be guided** to reflect on how God guides us.
- Share the **Big Idea: Jesus is my God. He protects me.**

### TELL THE STORY

- Pray, then use the **Storytelling Props** and **Program PowerPoint**.

### STORY EXPLORER BOX (UNPACK THE STORY)

- **Activity:** Look at **pictures of children doing everyday activities**.
- Discuss how angels help keep us safe.

### NATURE/MISSION

- **Nature Card 30: Emperor Penguin**
- **Nature Lesson:** “Caring for Baby Penguin”

### CRAFT

- **Craft:** Angel Protectors
- **Review:** How does God use angels to protect us?
- **Mission Challenge:** Draw a picture of five people in your community who do jobs to help others: a gardener at church, firefighter, pastor, teacher, etc. Cut them out. Pray for these people each day this week.
- Sing **“Goodbye Song.”**
- **Pray.**

# Program Preparation



## Opening Activities

Source a **tub of water; plastic animals, fish, birds, people; slotted spoons; large rock shape; soft white cloth or sponge; plastic garbage; "recycling bin."**

Source items for **Secret Surprise Box: a toy that can be guided**, such as a remote-controlled car, battery-operated train set, or a toy on wheels with a string to lead it. Also source a **piece of chalk** and **lengths of string or paper**.

Source a birthday gift of your choice to give to a child with a birthday this past week.

## Tell the Story

Source **suggested Storytelling Props**: angel sticks from week 1; a travel bag (or sheet or tablecloth) filled with a few household items that Mary and Joseph may have had, such as wooden bowls, pots, cloths, brushes, spoons, etc.

Source a **felt set** or the [Program PowerPoint](#).

Source items for **Story Explorer Box: pictures of children** completing various everyday activities: crossing a street, playing with a ball, going shopping, riding in a car, etc.

## Nature/Mission

Print [Nature Card 30: Emperor Penguin](#).

Source a **toy penguin**, or a picture of a penguin, and simple **paper fish shapes**.

## Craft Materials

Source [week 4 craft template](#) and **colored pencils**.

# What Do I Need?

## Source From AIJ Website ([www.aliveinjesus.info](http://www.aliveinjesus.info))

### Music:

- "Pack It Up"
- "Good Morning, Jesus"
- "God Is Always With Me"
- "Happy Birthday"
- "Visitor Song"
- "For Jesus"
- "Let's Pray"
- "The Greatest Treasure"
- Scripture Song: "Psalm 91:11"
- "Goodbye Song"

### Offering Chart

### Mission Fast Fact

### Week 4 Program PowerPoint

### Nature Card 30: Emperor Penguin

### Week 4 Craft Template



[qr.aij.info\\_KA3Music](http://qr.aij.info_KA3Music)

## Additional Resources to Source

- Offering container
- Bell or sound maker
- Globe or world map
- Tub of water; plastic animals, fish, birds, people; slotted spoons; large rock shape; soft white cloth or sponge; plastic garbage; "recycling" bin
- Secret Surprise Box: a toy that can be guided (remote-controlled car, battery-operated train, or car on a string); a piece of chalk, string, or long strips of paper with a road drawn on it
- Storytelling Props: angel sticks from week 1; a travel bag (or sheet or a tablecloth) with household/cooking items (wooden bowls/spoons, pots, cloths, brushes, etc.)
- Story Explorer Box: pictures of children completing various everyday activities
- A toy penguin (or picture of a penguin) and paper fish shapes
- Craft materials (see above)

# Full Program Outline



**Big Idea:** Jesus is my God. He protects me.

## EARLY ARRIVALS (10 MINUTES BEFORE SABBATH SCHOOL BEGINS)

**CONNECT:** Warmly welcome each child by name at their eye level as they arrive. Ask: **Who helped keep you safe this week? What did they do to protect you?**

**DO:** • Invite children to come to the **tub of water** and ask them to help “rescue and protect” the **animals, fish, birds, and people** from the water.

- Provide **slotted spoons** for the children to help them “rescue” the things in the water.
- The children can place the “rescued” animals and people on a **large rock shape** to protect them from drowning.
- The children can place the “rescued” birds on a **soft white cloth or sponge** (cloud).
- The plastic **fish** need to be left in the water to protect them
- The children can remove the **plastic garbage** and put it in a “**recycling bin.**”

Use this activity to talk about protecting God’s nature by recycling garbage and not throwing it into the sea.

**SING:** Sing “**Pack It Up**” as you transition into the program.

## WELCOME AND SONGS (5 MINUTES)

**WELCOME:** Welcome the children as a group to Sabbath School and tell them how glad you are to see them.

**SING:** Sing the following songs with actions and props:

- “**Good Morning, Jesus**”
- “**Happy Birthday**” for any child with a birthday this past week
- “**God Is Always With Me**”
- “**Visitor Song**” and acknowledgment

## OFFERING, PRAYER, MEMORY VERSE (6 MINUTES)

**SHARE:** Share a **Mission Fast Fact** about this quarter’s mission offering. Emphasize how good it is to give to God’s work in other places around the world, and how the money we each give helps other children and adults to know Jesus.

**GIVE:** Sing “**For Jesus,**” and invite a child to collect the offering in your offering container. After the money has been counted by an adult, invite a child to color the next section of your **Offering Chart** to show how much has been collected this quarter.

**PRAY:** Sing “**Let’s Pray.**” Invite a child to pray. Then pray that God will take the offering to be used where it is most needed and ask Him to help the children understand the special story they will learn about today.

**SING:** Sing “**The Greatest Treasure.**” Invite one child to come forward and hold the special class Bible. Emphasize that all the messages we read in the Bible are true. Show the children how to find the **memory verse, Psalm 91:11. Say it together** and listen to and sing the **Psalm 91:11 Scripture Song:** “For He shall give His angels charge over you, to keep you in all your ways.”

- **Who are some people who help to keep us safe?** (Mommy, Daddy, firefighters, police officers, etc.)

Our memory verse tells us about some other special beings that help to keep us safe. **I wonder who they are.**

## SECRET SURPRISE BOX (7 MINUTES)

**J DO:** Play your **bell** or **sound maker**, then invite a child to open the **Secret Surprise Box** to reveal **a toy that can be guided**. Let children take turns guiding the toy along a wavy chalk/string/drawn road on the floor. As they do this, talk about how we have parents who love us who also need to guide us and keep us safe.

**DISCUSS:** • **Why does God want to guide us?**

- **Is it easy or difficult for God to guide you?**

# Full Program Outline Continued



## SECRET SURPRISE BOX (7 MINUTES)

**SHARE:** God wants to guide us and keep us safe so that we don't get hurt. Sometimes it's easy to guide us, but sometimes it's difficult because we try to go another way! But God always wants to help His children find the best way, because He wants to protect us.

Say the **Big Idea** together: **Jesus is my God. He protects me.**

Share that in our story today we will learn how God sent His angels to protect and guide Mary, Joseph, and little Baby Jesus.

## TELL THE STORY (10 MINUTES)

**SHARE:** Pray, asking God to help the children understand today's story. Then share the story, "**Guiding and Protecting**," in an interactive and engaging way, using the **storytelling suggestions** and/or the **Program PowerPoint**.

## STORY EXPLORER BOX (6 MINUTES)

**DO:** Play your **bell** or **sound maker**, then invite a child to open the Story Explorer Box, revealing **pictures of children doing various everyday activities**. Invite each child to choose one picture (or for large classes, have two children select one picture). Ask the children to come forward and, one at a time, answer these questions:

- **Who helps you do this?**
- **Who keeps you safe while you're doing this?**

Encourage the children to include their guardian angels in their responses.

**Teaching Point:** God loves each of us so much that He gave us each an angel to be with us for our whole life. We can't see our guardian angels, but we know they are with us, helping us with the big and small things we do. The Bible says we should "remember to welcome strangers into your homes. Some people have done this and have welcomed angels without knowing it" (Hebrews 13:2, ICB). (Remind the children that they should talk to strangers only when they are with their mommy or daddy, and not to talk to strangers when they are alone.)

## NATURE/MISSION (7 MINUTES)

**NATURE LESSON and COLLECTOR CARD:** Share the **Nature Lesson:** "Caring for Baby Penguin." Give each child **Nature Card 30: Emperor Penguin** to place in their Nature Collector Bag.

## CRAFT (15 MINUTES)

**CRAFT: Angel Protectors.** Make a special picture to show how angels are helping us even when we can't see them! Remind the children that God sends His angels to protect us. When the children finish their craft, invite them to say together, "Thank You, God, for our angels!"

**REVIEW:** Today we learned that God protects us and guides us to keep us safe. Sometimes He uses angels to help us. This week, think of how you can tell your family about how God sends His angels to protect us. You can use your Angel Protector craft to help you.

**MISSION CHALLENGE:** Share that there are other people who protect us. This week's Mission Challenge is to **draw a picture of five people in your community who do jobs to help others: a gardener at church, firefighter, pastor, teacher, etc. Cut out the pictures. Pray for these people each day this week.**

**SING:** Sing "**Goodbye Song**." Share that next week we will learn about what Jesus was like when He was your age!

**PRAY:** Invite a child to pray, then also pray, thanking God for protecting us from harm and leading us to safe places.

# Tell the Story **Guiding and Protecting**



**Big Idea:** Jesus is my God. He protects me.

As you prepare to share this story, please read the student guide for the full, detailed narrative. Include additional props as needed, depending on what you have available. To maximize engagement, avoid reading the story to the children. See the storytelling suggestions at the front of this publication.

## Storytelling Suggestions

- Whenever angels are mentioned, the children can wave their **angel sticks**.
- Lay the **household items** (wooden bowls, pots, cloths, brushes, and spoons) around the class and have the children help to gather them up and put them into a **travel bag** or pillowcase when Mary and Joseph prepare to travel. Then unpack when they arrive in Egypt and Nazareth.
- Show the ► pictures from the student guide as you tell the story ([week 4 Program PowerPoint](#)).
- Use a **felt set** or **peg people**, if desired.
- Always use expressive tones and actions to engage the children.

**Pray:** Before you begin, pray. Ask God to help everyone understand today's Bible story. By doing this, you will model how important it is to pray to invite God to teach us from His living Word before we read the Bible.

## TELL THE STORY: QUICK CUES

- King Herod was angry! Where were the Wise Men? He had told them to come and tell him where the new king was. But it was a trap. He wanted to get rid of Jesus!
- God knew where they were! He had sent them a dream, warning them not to go back to Jerusalem. They went home a different way. God and His angels were keeping Jesus safe ([wave angels](#)).
- God sent Joseph a dream too! In the dream an angel ([wave angels](#)) told Joseph to take Jesus and Mary and escape to Egypt.
- Mary and Joseph packed their belongings and left while it was still dark ([children to pack bag](#)). God and his angels ([wave angels](#)) were taking care of them.
- Soon Herod's soldiers arrived in Bethlehem. They were looking for Jesus, but they didn't find Him.
- Mary, Joseph, and little Jesus lived safely in Egypt ([unpack bag](#)).
- Then one night Joseph heard the angel ([wave angels](#)) in his dream, just as he did before. The angel ([wave angels](#)) said it was safe to go back home.
- They packed up ([pack bag](#)) and left Egypt.
- Along the way, Joseph had another dream. God guided them safely to Nazareth ([unpack bag](#)).
- God and His angels ([wave angels](#)) had protected them the whole time. God will always look after you too! "For He shall give His angels charge over you, to keep you in all your ways" (Psalm 91:11).

## TELL THE STORY

► King Herod stomped up and down the palace hall with an angry scowl. *Where were the Wise Men?* It had been many days since they had come to Jerusalem. Herod had invited the men to his palace, and they had asked him, "Where is He who has been born King of the Jews?" (Matthew 2:2).

Just thinking about their question made him angry! There was only one king in this land, and his name was King Herod! No baby king would ever take his throne!

Hiding his anger, King Herod had told the Wise Men, "Go and search carefully for the young Child, and when you have found Him, bring back word to me, that I may come and worship Him also" (Matthew 2:8).

King Herod didn't really want to worship Jesus. It was a trap! He wanted to find this young King and get rid of Him. *Oh, no!*



---

But the Wise Men had not returned. King Herod frowned and stomped some more. *Where were they?*

God knew exactly where the Wise Men were! He was keeping them—and little Jesus—very safe. God sent the Wise Men a dream. They should not go back to see King Herod! Quickly and quietly the Wise Men snuck out of Bethlehem and took a different road home.

▶ One night God also sent Joseph a special dream. In the dream an angel (*wave angel*) talked to him. The angel said, “Get up! Take the child and His mother and escape to Egypt. Herod will start looking for the child to kill him” (Matthew 2:13, ICB).

Joseph woke Mary up and told her about the dream. God would protect them. He wanted to keep them safe from wicked King Herod.

As quiet as mice they collected their things. (*Children to help you pack up the household items into a travel bag.*)

▶ They picked up sleepy toddler Jesus and hurried down the road. It was still dark. But they didn't need to worry. God and His angels (*wave angels*) would protect them.

It wasn't long before soldiers marched through the town of Bethlehem. They banged on every door . . . looking . . . looking everywhere. King Herod had ordered his soldiers to find the young King, who would be “two years old and under” (Matthew 2:16).

But Jesus had already left Bethlehem. He was cuddled safely in his mother's arms, on the road to faraway Egypt.

Mary, Joseph, and little Jesus lived safely in Egypt (*unpack bag*). Jesus grew to be a boy. Then one night Joseph heard the angel (*wave angel*) in his dream, just as before. “Take the young Child and His mother, and go to the land of Israel” (Matthew 2:20). The angel told Joseph that King Herod had died. They didn't need to hide anymore!

▶ Once again they packed their bags (*pack up bag*) and loaded the donkey. But this time things were different. There was no need to sneak away quietly in the middle of the night. No, they could travel safely in the daytime under the bright sun.

Along the way, God gave Joseph another dream. God would guide them and keep them safe! In the dream God told Joseph to go back to Nazareth, where Mary and Joseph had once lived. So that is exactly what they did. Mary and Joseph were so thankful to God for guiding and protecting them. God sent His angels (*wave angels*) to look after them wherever they went.

God will always look after you too! “For He shall give His angels charge over you, to keep you in all your ways” (Psalm 91:11).

# Nature Lesson



**Focus:** God has taught penguins how to protect their babies and find their food, just as He has provided moms and dads or community workers to look after you.

---

## Caring for Baby Penguin

Mama and Papa Penguin were so happy! They looked down their beaks at the beautiful egg that lay on the sparkling white snow. Inside the egg their new baby chick was growing. Now they had the very special task, given to them by God, to care for their baby.

Papa Penguin kept the egg nice and warm, so their chick would grow big and strong. He used his fluffy, feathery body to keep the egg warm. He rested it on his webbed feet, to keep it away from the cold snow. And he learned how to wiggle his feet from time to time to turn the egg around to keep it warm all over.

Mama Penguin had a special job too. God guided her on a long walk over the snow to the sea. She waddled over the slippery snow many days to get to the ocean. There she swam and ate lots and lots of fish, until she couldn't eat any more, so that she could carry them back to Papa Penguin and their baby penguin.

She made the very long walk back across the snow to Papa Penguin and their new chick. Then they would eat all the fish that she had saved for them in her tummy. *(Scatter lots of paper fish on the floor in one area of the room. Have the children pretend to be penguins and waddle behind you as you lead them to the fish. Then ask the children to collect the fish as quickly as they can and waddle back to a toy penguin, or a picture of a penguin.)*

By the time Mama Penguin got back, their baby chick was pecking at the shell, ready to hatch. Soon their baby, Penny Penguin, popped out of the shell. Mama and Papa were so delighted to see their beautiful new chick. She was covered in fluffy feathers too, and they snuggled together to keep warm as they ate Mama's fish!

God had taught Papa Penguin how to protect their special egg from anything that would try to hurt it. God had guided Mama Penguin all the way to the sea and back to bring them food to eat!

• **God has very special ways to guide and protect all His creatures. What other stories do you know about God guiding and protecting His creatures and His children?**

**Teaching Point:** God teaches the birds, like penguins, how to protect their chicks. He guides them to find food. God guides and protects us too!

Repeat the **Big Idea: Jesus is my God. He protects me.**






## Angel Protectors

### What you need:

Week 4 craft template, colored pencils. (1)

### Create it Together:

1. Fold the page in half (horizontally) and draw a picture of your family on the back of the page (in the lower half). (2)
2. Hold the page up to the light and see how the invisible angel is always watching over your family. (3)





## Kindergarten

YEAR A • QUARTER 3

### Jesus Is My God

- WEEK 1 The Great Promise
- WEEK 2 The Jesus Gift Arrives
- WEEK 3 Finding Jesus, the Gift
- WEEK 4 Guiding and Protecting
- WEEK 5 **Grow, Grow, Grow**
- WEEK 6 At the Jordan River
- WEEK 7 Tempted in the Desert
- WEEK 8 Follow Jesus
- WEEK 9 The Wedding Surprise
- WEEK 10 Food for Thousands
- WEEK 11 Jesus the Teacher
- WEEK 12 The Man in a Tree
- WEEK 13 Jesus' Trip to Capernaum

### Week 5

# Grow, Grow, Grow

**Bible References:** Luke 2:22-38, 41-52; Matthew 2:19-23

**Big Idea** Jesus is my God. He is loving and perfect.

**Memory Verse** "Jesus increased in wisdom and stature, and in favor with God and men" (Luke 2:52).

**References** *The Desire of Ages*, pp. 68-83

Some aspects of the following fundamental beliefs are reflected in this lesson:

- Fundamental Beliefs**
- 4. The Son
  - 9. The Life, Death, and Resurrection of Christ
  - 11. Growing in Christ
  - 22. Christian Behavior
  - 23. Marriage and the Family
  - 24. Christ's Ministry in the Heavenly Sanctuary

**Word of the Week**

**Grow:** To grow is to get bigger and stronger. When you are a child, your body grows a little taller each day. People can also grow to be more loving and kind. When Jesus lives in your heart, you can grow to be more like Him.

**Lesson Summary**

Jesus grew up with His family in Nazareth. He learned how to help Joseph in his carpenter's shop, and He learned how to help Mary in the home. He went to the temple for a big feast and learned what it meant to be the Messiah. He always chose to be loving, cheerful, and obedient so that He could show others how much God loved them too.

**Learning Goals**

The children will:  
**Know** that Jesus grew up to be kind and loving and always did His best.  
**Feel** happy that they can also choose to be kind and loving like Jesus, with His help.  
**Respond** by wanting to be kind, loving, and obedient, like Jesus.



# A Quiet Moment . . .

Dear Sabbath School Teacher,

Nathan came home from school with a little pot of soil. It contained something that looked like a tiny blade of grass. "This is for you, Mommy!" he said. "It is called an amaryllis!" Nathan's mom looked after that little plant for many years. It grew long, glossy leaves and a strong stem. Every day the stem grew taller, and buds appeared. One morning Mom discovered huge pink and white flowers, like angels' trumpets, on top of the stem. Her dedication had been rewarded with a gorgeous flower.

Growing takes time. Jesus was born as a tiny baby. There was nothing to indicate that He was the Son of God. He had to start at the very beginning and learn to walk and talk and feed Himself, just like other children.

Jesus was always looking for ways to grow and learn more about God, about His role as the Messiah, and about understanding and caring for people. He was

Immanuel, God with us, helping us to understand what God's love is really like. "And Jesus increased in wisdom and stature, and in favor with God and men" (Luke 2:52).

God invites us to grow by learning more about Him, and more about His love and grace. He wants our hearts to be filled with His love, so we'll naturally share it with others. As we grow to love God and others, God does something in us so that we also increase "in wisdom and stature and in favor with God and men."

"It is the Lord's desire that His followers shall grow in grace, that their love shall abound more and more, that they shall be filled with the fruits of righteousness, which are by Jesus Christ, unto the praise and glory of God" (Ellen G. White, in *Signs of the Times*, June 12, 1901).



# Simple Program Outline

**Big Idea:** Jesus is my God. He is loving and perfect.

## Kindergarten, Year A, Quarter 3, Week 5

### EARLY ARRIVALS

- Activity: Growth Sequencing Cards
- Sing **“Pack It Up”** as you transition into the program.

### WELCOME AND SONGS

- Welcome
- Songs
  - **“Good Morning, Jesus”** - **“My Forever Friend Jesus”**
  - **“Jesus Loves Me, and I Love Jesus”** - **“Happy Birthday”** for any child with a birthday this past week
  - **“Visitor Song”** and acknowledgment

### OFFERING, PRAYER, MEMORY VERSE

- Share a **Mission Fast Fact**.
- Collect offering and sing **“For Jesus.”** Show and color **Offering Chart**.
- Sing **“Let’s Pray”** before praying.
- Sing **“The Greatest Treasure.”** Child holds class Bible.
- Discuss the different ways Jesus grew.
- **Memory Verse** and **Scripture Song**: “Jesus increased in wisdom and stature, and in favor with God and men” (Luke 2:52).

### SECRET SURPRISE BOX (GET READY FOR THE STORY)

- **Activity: Balloon Catch.** Talk about being filled with God's love. Each child to say how they can show God's love.
- **Discussion: How to show love to one another** and grow to be more like Jesus
- Share the **Big Idea: Jesus is my God. He is loving and perfect.**

### TELL THE STORY

- Pray, then use the **Storytelling Props** and **Program PowerPoint**.

### STORY EXPLORER BOX (UNPACK THE STORY)

- **Discussion:** Reflect on ways the children can help at home as you look at items like a **duster** (or dusting cloth), **a trash bag, a clothespin, a toy, a garden trowel** and **a small broom**.
- **Discussion:** Talk about Jesus as a boy and what He would be like if He came to Sabbath School.

### NATURE/MISSION

- **Nature Card 31: Blue Whale**
- **Mission Story:** “Pedrito Grows”

### CRAFT

- **Craft:** Growing Person
- **Mission Challenge:** Help your family with a clean-up project for someone else.
- **Apply:** Help someone at home, as Jesus did.
- Sing **“Goodbye Song.”**
- **Pray.**



# Program Preparation

## Opening Activities

Print and cut apart the **Growth Sequencing Cards**. Laminate them if possible.

Source items for **Secret Surprise Box**: **heart balloons, ordinary balloons**, or an **inflatable heart** or **ball**.

Source a birthday gift of your choice to give to a child with a birthday this past week.

## Tell the Story

Source items for **suggested Storytelling Props**: water pot and bowl, toy carpentry tools and wooden toy blocks, and scrolls of paper.

Source a **felt set** or the **Program PowerPoint**.

Source items for **Story Explorer Box**: a **duster** (or dusting cloth), a **trash bag**, a **clothespin**, a **toy**, a **garden trowel**, and a **small broom**.

## Nature/Mission

Print **Nature Card 31: Blue Whale** for each child.

## Craft Materials

Source **week 5 craft template**, **colored pencils**, **scissors**, **glue**.

# What Do I Need?

## Source From AIJ Website ([www.aliveinjesus.info](http://www.aliveinjesus.info))

- Music:
  - "Pack It Up"
  - "Good Morning, Jesus"
  - "My Forever Friend Jesus"
  - "Jesus Loves Me, and I Love Jesus"
  - "Happy Birthday"
  - "Visitor Song"
  - "For Jesus"
  - "Let's Pray"
  - "The Greatest Treasure"
  - Scripture Song: "Luke 2:52"
  - "Goodbye Song"

- Growth Sequencing Cards
- Offering Chart
- Mission Fast Fact
- Week 5 Program PowerPoint
- Nature Card 31: Blue Whale
- Week 5 Craft Template



[qr.aij.info\\_KA3Music](http://qr.aij.info_KA3Music)

## Additional Resources to Source

- Offering container
- Bell or sound maker
- Globe or world map
- Secret Surprise Box: heart balloons, ordinary balloons, or an inflatable heart or ball
- Storytelling Props: water pot and bowl, toy carpentry tools and wooden toy blocks, scrolls of paper
- Story Explorer Box: a duster (or dusting cloth), a trash bag, a clothespin, a toy, a garden trowel, and a small broom
- Craft materials (see above)

# Full Program Outline



**Big Idea:** Jesus is my God. He is loving and perfect.

## EARLY ARRIVALS (10 MINUTES BEFORE SABBATH SCHOOL BEGINS)

**CONNECT:** Warmly welcome each child by name as they arrive at Sabbath School. Ask: **What jobs are you big enough to do to help your mommy or daddy?**

**DO:** Invite the children to come to the table to sort and arrange the **Growth Sequencing Cards**. The children will need to sort the cards by type and then arrange them in order of growth, from the early stages to an adult/mature stage. This is a good opportunity to talk about how things change as they grow.

**SING:** Sing “**Pack It Up**” as you transition into Sabbath School.

## WELCOME AND SONGS (5 MINUTES)

**WELCOME:** Warmly welcome the children again to Sabbath School today and tell them how happy you are to see them.

**SING:** Sing the following songs with actions and props:

- “**Good Morning, Jesus**”
- “**My Forever Friend Jesus**”
- “**Jesus Loves Me, and I Love Jesus**”
- “**Happy Birthday**” for any child with a birthday this past week
- “**Visitor Song**” and acknowledgement

## OFFERING, PRAYER, MEMORY VERSE (6 MINUTES)

**SHARE:** Share a **Mission Fast Fact** about this quarter’s mission offering.

**GIVE:** Sing “**For Jesus**” and invite a child to collect the offering in your offering container. After the money has been counted by an adult, invite a child to color the next section of your **Offering Chart** to show how much has been collected this quarter.

**PRAY:** Sing “**Let’s Pray.**” Then pray that God will take the offering to be used where it is most needed and ask Him to help the children understand the special story they will learn about today.

**SING and DISCUSS:** Sing “**The Greatest Treasure,**” and talk about how the Bible is a precious treasure because it’s full of wisdom and truth. Invite one child to come forward and hold the class Bible. Show the children how to find the **memory verse, Luke 2:52.**

Ask:

- **How do you know if you’re growing?** (You can measure how tall you are and then measure again in a few months’ time.)
- **Are there other ways you can grow?** (Yes! Our memory verse tells us three ways that Jesus grew when He was a child like you.)
- **What does it mean to grow in wisdom?** (Jesus became wise and made good choices.)
- **What does it mean to grow in stature?** (Jesus grew taller—just like you!)
- **What does it mean to grow in favor with God and man?** (Jesus followed God’s plan, and other people recognized it.)

**Together,** listen to and **sing the Scripture Song: “Luke 2:52.”**

## SECRET SURPRISE BOX (7 MINUTES)

**J DO:** Play your **bell** or **sound maker**, then invite a child to open the **Secret Surprise Box** to reveal a **balloon** or **inflatable ball**. Blow it up in front of the children and comment on how each breath makes the balloon grow bigger and firmer. In a similar way, we can ask God to fill us with His love. When God’s love is in our lives, we can grow up in wisdom and in favor with God and man.

Play a game with the inflated object. Invite the children to throw it gently to each other. Each time someone catches it, they can name one thing they can do to show love to others.



**DISCUSS:** • How do you know that your heart is growing more like Jesus' heart?

- How do you like to show love to the people in your family?

**SHARE:** One of the most important ways that we can grow is by learning about Jesus. When we learn about Him, we see how wonderful, good, and kind He is, and it makes us love Him more. When we love Him more and ask for His love to be in our lives, we become kinder and more loving to the people around us, especially to those in our family.

Ask the children to crouch down and then grow tall together as you say the **Big Idea: Jesus is my God. He is loving and perfect.**

Explain that in our story today we will learn about the time Jesus grew up, just as you are doing! He grew up to be kind and loving, and so can you!

### TELL THE STORY (10 MINUTES)

**SHARE:** Pray, asking God to help the children understand today's story. Then share the story, "**Grow, Grow, Grow,**" in an interactive and engaging way, using the **storytelling suggestions** and **Program PowerPoint**.

### STORY EXPLORER BOX (5 MINUTES)

**DO:** Play your **bell** or **sound maker**, then invite a child to open the **Story Explorer Box** to reveal a bag containing some items. Invite the children to take turns removing an item from the bag. Ask the children how they could use the item to help at home:

- **Duster/dusting cloth:** Dust the furniture
- **Trash bag:** Take out the trash
- **Clothespin:** Help with the laundry
- **Toy:** Pick up my toys
- **Trowel:** Help in the garden
- **Broom:** Sweep the floors

**Teaching Point:** We can be like Jesus and help at home. We can also find ways to encourage others like He did.

Repeat the **Big Idea: Jesus is my God. He is loving and perfect.**

**SHARE and DISCUSS:** Explain that Jesus was a wonderful, loving, perfect boy. Imagine what He would have done if He came to our Sabbath School today . . .

- **What do you think He would like to sing?**
- **What do you think He would want to learn about?**
- **What questions might He ask?** (We've learned that He asked the teachers in the temple very difficult, interesting questions.)
- **Would you be Jesus' friend if He came to our Sabbath School today?**

If Jesus had come to our Sabbath School today, I know He would want to be your friend. In fact, Jesus does want to be your friend! He knows what it's like to be a child, just like you. You can talk to Him about anything, anytime. He always listens, and He loves you very, very much.

### NATURE/MISSION (3 MINUTES)

**NATURE COLLECTOR CARD:** Hold up **Nature Card 31: Blue Whale** and then share the following facts:

- Blue whales are the fastest growing creatures on earth.
- They grow up to 100 feet long in the first year of life.
- They take very good care of their babies.
- They are kind to each other.
- They even sing songs to each other!

Give each child **Nature Card 31: Blue Whale** to place in their Nature Collector Bag.

**MISSION STORY:** Share the **Mission Story**, "Pedrito Grows."

# Full Program Outline Continued



## CRAFT (15 MINUTES)

**CRAFT: Growing Person.** Children will color and fold paper children to remind them that they're growing.

Ask the children to bend down low and stand up tall as they answer the question:

- **Do you want to grow like Jesus?**
- **Where will you put your craft to remind you to keep learning about God?**

**MISSION CHALLENGE:** Explain that like Pedrito, when we love Jesus, we'll also want to love others. This week's Mission Challenge is to **help your family with a cleanup project for someone else. You may help pick up trash, clean something at church or help people who live nearby.** Remember to show or tell others that God cares for them.

**APPLY:** Today we learned that we are growing in different ways, just as Jesus did. We learned that we can be helpers at home, just as Jesus was. This week let's be like Jesus and find a way to help at home each day.

**SING:** Sing "**Goodbye Song.**" Share that next week we will learn about something very important that Jesus did, that we can do too one day.

**PRAY:** Invite two children to pray, asking God to help them and the other children in Sabbath School to grow more like Jesus. Then say a short prayer yourself, thanking God for being loving and kind and helping us all to grow more like Jesus.

## Tell the Story **Grow, Grow, Grow**

**Big Idea:** Jesus is my God. He is loving and perfect.

As you prepare to share this story, please read the student guide for the full, detailed narrative. Include additional props as needed, depending on what you have available. To maximize engagement, avoid reading the story to the children. See the storytelling suggestions at the front of this publication.

### Storytelling Suggestions

- Use the following storytelling props: **water pot** and **bowl** for helping Mary; **toy carpentry tools** (or safe real tools) and **wooden blocks**, for helping Joseph; and **scrolls of paper**, for learning in the temple.
- Show the ► pictures from the student guide as you tell the story ([week 5 Program PowerPoint](#)).
- Use a **felt set** or **peg people**, if desired.
- Always use expressive tones and actions to engage the children.

**Pray:** Before you begin, pray. Ask God to help everyone understand today's Bible story. By doing this, you will model how important it is to pray to invite God to teach us from His living Word before we read the Bible.

### TELL THE STORY: QUICK CUES

- Little Boy Jesus jumped out of bed! He prayed to God, His heavenly Father and Helper (**praying hands**).
- Jesus was a helper too. He helped His mother with chores (**water pot, bowl**) and His earthly father too (**toy tools**).
- He learned from nature: skipping lambs, busy ants.
- He grew taller. He grew wiser too. People liked His kindness, honesty, and goodness.
- Jesus grew . . . (**invite children to crouch, then grow**). He was 12! He could go to the Passover to worship God, remembering His care.
- Jesus was so excited to see the temple. He watched the priests make the sin offerings. He would one day take away the sins of the world.
- Jesus wanted to keep learning. He found some temple teachers and asked them big questions (**scrolls**).



- His parents started traveling home and didn't realize that Jesus wasn't with them ([search](#)).
- They hurried back to Jerusalem and found Him three days later. Where was He? In the temple, learning ([scrolls](#)).
- Jesus returned to Nazareth with Mary and Joseph. He continued to grow "in wisdom and stature, and in favor with God and men" (Luke 2:52).

## TELL THE STORY

Little Boy Jesus woke up, stretched, and yawned. ▶ He began to hum a song of praise as He climbed out of bed. He always had God's joy in His heart.

Happily, He straightened His blanket. Then bowing His head, Jesus talked to God, His heavenly Father and helper ([praying hands](#)).

▶ Jesus loved being a helper too. Perhaps He ran to help His mother with breakfast and the chores. Perhaps He helped fetch the water ([carry water pot](#)) and set the table ([carry bowl](#)). Perhaps Jesus then happily followed His earthly father, to help him with his work as a carpenter.

▶ *Bang, bang, bang* ([toy tools](#)). Jesus busily nailed the wood together. He always measured carefully and tried His very best. When it was time to pack up, Jesus carefully put away His tools ([pack up tools](#)).

As Jesus walked down the road outside, perhaps He noticed the little lambs jumping playfully in the field. Perhaps He watched the tiny ants hurrying across the dirt path. Nature taught Him so much about God's love and power.

▶ At home, Mary told Jesus stories from the Scriptures ([hold up Bible](#)). Jesus loved to learn about God.

Every day in Nazareth, as Jesus worked, ate, and played, He grew. Yes, young Jesus grew taller and taller. But He was also growing in another way ([open Bible](#)). The Bible says, "Jesus increased in wisdom and stature, and in favor with God and men" (Luke 2:52).

He was growing wiser! He was kind, honest, and obedient. People liked His cheerful, loving ways.

▶ Jesus grew ([invite children to crouch down and grow taller](#)) . . . and grew . . . and grew. He was now 12 years old! He was old enough to go on a trip with His family to the Passover feast in Jerusalem. It was a special time when God's people came from all over the land to worship together. They sang, prayed, feasted, and went to the temple.

▶ Jesus was so excited to see the beautiful temple! He watched the priest give the sin offering. He realized it was all about Him. He would one day take away everyone's sins.

▶ Young Jesus wanted to learn more. He found the teachers and Pharisees and sat quietly at their feet. He listened to their words ([show scrolls](#)). And He asked them difficult questions.

The teachers and Pharisees were puzzled. They rubbed their chins. Who was this boy? He was so wise!

When the Passover ended, the people all started their long walks home. Mary and Joseph joined a big group of friends and family. They walked all day in the noisy, happy crowd. Suddenly they realized Someone special was missing. They looked left ([look left](#)). They looked right ([look right](#)). *Oh, no!* Where was Jesus?

Mary and Joseph looked everywhere, but they couldn't find Him! Their hearts pounded. Where was Jesus? They raced back down the road to Jerusalem and looked . . . and looked . . . and looked for Him. After three days, they finally found Him.

Where was Jesus? He was sitting in the temple, still talking to the teachers ([scrolls](#)).

▶ Mary ran to Jesus. "Son," she cried, "why did you do this to us? Your father and I were very worried about you. We have been looking for you" (Luke 2:48, ICB). Jesus wondered why they were looking for Him since He had been with His heavenly Father the whole time. He had been growing in wisdom.

Mary, Joseph, and Jesus returned home to Nazareth. Mary was glad that Jesus was learning about His heavenly Father, and she was glad that God was looking after Jesus all the time too.

# Mission Story



**Focus:** Pedrito learns about Jesus as he grows and shares Jesus with his family.

---

## Pedrito Grows

**Location:** Help a child locate **Paraguay** on your **globe** or **world map**.

Pedrito lived in Paraguay in a big village. His grandfather was the chief of the village. Pedrito's grandfather saw that his grandson was learning and growing well, so he decided to send him to the best school he could find to help him grow and learn even more! Pedrito's school was called Escuela Adventista de Coaguazu (Adventist School of Coaguazu).

Grandfather took Pedrito to the school. He could see that it was a fine school, and the children were good and kind. He wanted Pedrito to be kind too. Pedrito learned so many good things as he grew up in the school. He learned to read, to write, and how to solve math problems. But best of all he learned that God loves him and all his family. He learned that all his food came from God, and he learned how to pray and thank God for his food.

Pedrito was excited when there was a short break from school, and he could go and see his family again. He was excited to tell them all the things he was learning. He was excited for them to see how much he had grown. He wanted to be kind and good at home to show everyone the difference Jesus was making in his heart!

But when Pedrito's daddy saw him praying to thank God for his food, he was upset and told Pedrito to eat outside in the yard. When Grandfather saw him eating outside, he said, "Hey, Pedrito! How big you are growing! But why are you eating out here?"

"Grandfather! I am learning all about God in the good school. I just wanted to thank God for my lovely food!"

Grandfather talked to Pedrito's daddy and told him that his son was growing to be good and kind and wise. Pedrito's daddy started to understand. Grandfather was so pleased with the way that Pedrito was growing up to know God that he asked the school to send someone to the village to tell everyone about God!

The school sent a pastor to tell everyone in the village about God. He was a good and kind man too, and everyone loved him. Soon there was a big baptism, and many people from the village, including Pedrito's family, were baptized. All because Grandfather sent Pedrito to school, and Pedrito grew up to know God.

- **How do you thank God for meals in your family?**
- **How are you growing to be more like Jesus? What have you done this week to show other people God's love?**

**Teaching Point:** Pedrito learned about God and helped to tell others about His love, just as Jesus did!

Repeat the **Big Idea: Jesus is my God. He is loving and perfect.**

# Craft





## Growing Person

### What you need:

Week 5 craft template, colored pencils, scissors, glue. (1)

### Create it Together:


1. Color in the boy or girl craft template and cut out. (2)
2. Fold the "body" back and forth like an accordion. (3)
3. Glue the legs and arms onto the "body". (It may help to stretch it out first.) Make your person small and then stretch them tall to make them grow! (4, 5)



# Resource

## Growth Sequencing Cards

Print the cards from the Alive in Jesus website, [www.aliveinjesus.info](http://www.aliveinjesus.info).





## Kindergarten

YEAR A • QUARTER 3

### Jesus Is My God

- WEEK 1 The Great Promise
- WEEK 2 The Jesus Gift Arrives
- WEEK 3 Finding Jesus, the Gift
- WEEK 4 Guiding and Protecting
- WEEK 5 Grow, Grow, Grow
- WEEK 6 **At the Jordan River**
- WEEK 7 Tempted in the Desert
- WEEK 8 Follow Jesus
- WEEK 9 The Wedding Surprise
- WEEK 10 Food for Thousands
- WEEK 11 Jesus the Teacher
- WEEK 12 The Man in a Tree
- WEEK 13 Jesus' Trip to Capernaum

## Week 6

# At the Jordan River

**Bible References:** Luke 3:1-22; John 1:4-34; Matthew 3; Mark 1:1-11

**Big Idea** Jesus is my God. He forgives me when I say I'm sorry.

**Memory Verse** "Repent, for the kingdom of heaven is at hand!" (Matthew 3:2).

**References** *The Desire of Ages*, pp. 109-113

### Fundamental Beliefs

Some aspects of the following fundamental beliefs are reflected in this lesson:

- 4. The Son
- 5. The Holy Spirit
- 9. The Life, Death, and Resurrection of Christ
- 10. The Experience of Salvation
- 15. Baptism

### Word of the Week

**Sorry:** To be sorry is to feel bad about doing something wrong and wish you hadn't done it. To say "I'm sorry" is to apologize for doing wrong. God asks us to be sorry for doing wrong and to ask Him for forgiveness.

### Lesson Summary

Zacharias and Elizabeth's miracle baby, John, had a special job—preparing the hearts of people to love Jesus. John preached and encouraged people to turn from disobedience, ask for forgiveness, make better choices in their lives, and be baptized. One day John baptized Jesus and saw a special sign from God shining on Jesus, showing that He is the Messiah!

### Learning Goals

The children will:

**Know** that Jesus forgives us whenever we are sorry and ask Him to forgive us.

**Feel** free and safe to come to Jesus and tell Him when they have done something wrong.

**Respond** by thanking God for His forgiveness.



# A Quiet Moment . . .

Dear Sabbath School Teacher,

Jesus loves to forgive. He doesn't want us to carry a heavy load of sin and regret throughout our lives, so He offers us forgiveness. God desires you to live a life of freedom, a life forgiven. He promises to bury our sins in the deepest ocean (Micah 7:19), to remove them from us, as far as the east is from the west (Psalm 103:12). Could there be a better fix to the pain of wrongdoing, guilt, and regret? But first we must come to Him and confess.

God invites us to be honest with Him and avoid minimizing or justifying our wrongs. It is only when we see the truth about ourselves that we truly appreciate our need for our Savior. "The humble and broken heart, subdued by genuine repentance, will appreciate something of the love of God and the cost of calvary; and as a son confesses to a loving father, so will the

true penitent bring all his sins before God" (Ellen G. White, *Steps to Christ*, p.41).

Truly: "If we confess our sins, He is faithful and just to forgive us our sins and to cleanse us from all unrighteousness" (1 John 1:9). What wonderful news for each of us, and for the children in our care! We will stumble. But God's promise is to always, always, forgive us when we come to Him with repentant hearts.

What might you need to confess to Him today? Come, just as you are. He is waiting for you, ready to forgive and cleanse you once again.

May God guide you in sharing this beautiful, freeing truth with the children today.



# Simple Program Outline

**Big Idea:** Jesus is my God. He forgives me when I say I'm sorry.

## Kindergarten, Year A, Quarter 3, Week 6

### EARLY ARRIVALS

- Washing stones activity
- Sing **"Pack It Up"** as you transition into the program.

### WELCOME AND SONGS

- Welcome
- Songs
  - **"Good Morning, Jesus"** - **"Happy Birthday"** for any child with a birthday this past week
  - **"I Will Serve You, Jesus"** - **"Visitor Song"** and acknowledgment

### OFFERING, PRAYER, MEMORY VERSE

- Share a **Mission Fast Fact**.
- Collect offering and sing **"For Jesus."** Show and color **Offering Chart**.
- Sing **"When I Kneel Down to Pray"** before praying.
- Sing **"The Greatest Treasure."** Child holds class Bible.
- **Memory Verse** and **Scripture Song**: "Repent, for the kingdom of heaven is at hand!" (Matthew 3:2).
- **Discuss**: How do we repent?

### SECRET SURPRISE BOX (GET READY FOR THE STORY)

- **Object Lesson: Backpack with stones**
- Discuss what it feels like to do something wrong and then be forgiven.
- Share the **Big Idea: Jesus is my God. He forgives me when I say I'm sorry.**

### TELL THE STORY

- Pray, then use the **Storytelling Props** and **Program PowerPoint**.

### STORY EXPLORER BOX (UNPACK THE STORY)

- **Object Lesson: Blowing bubbles**
- **Discussion**: Talk about what happens when we say sorry to God. Our sins are gone forever, just like the bubbles, and they can never be found again.
- Share the **Big Idea: Jesus is my God. He forgives me when I say I'm sorry.**

### NATURE/MISSION

- **Nature Card 32: Grass**
- **Nature Lesson**: "Graceful Grass"

### CRAFT

- **Craft**: Jesus' Baptism
- **Apply**: Encourage children to ask for forgiveness when they do something wrong.
- **Mission Challenge**: Create items (a craft or thank-you notes) for a joint care package or outreach project with the Primary Sabbath School. Bring them next Sabbath.
- Sing **"Goodbye Song."** Blow bubbles as the children sing.
- **Pray**.



# Program Preparation

## Opening Activities

Source **smooth stones/rocks, chalk, bowls of water, old cloths** and/or **sponges**.

Source items for **Secret Surprise Box**: a **small backpack** and some **heavy stones/rocks**.

Source a birthday gift of your choice to give to a child with a birthday this past week.

## Tell the Story

Source **suggested Storytelling Props**: a wrapped baby doll; coat or robe; fruit; a washable heart shape, made dirty with something that will easily clean up; a bowl of water; a cloth; a flashlight; a dove picture on a stick, this week's craft of Jesus being baptized.

Source a **felt set** or the **Program PowerPoint**.

Source items for **Story Explorer Box**: small bottles of **bubbles** (one for each child). (Or use cups with diluted dish soap and make pipe cleaner/chenille stick/bubble wands with handles. Make a loop about 1 inch [2.5 centimeters] in diameter at one end of the wire and leave the rest of the wire free as a handle.)

## Nature/Mission

Print **Nature Card 32: Grass** for each child.

Source samples of different types of grass.

## Craft Materials

Source **week 6 craft template**, two shades of blue paper, paper cup, craft sticks, scissors, glue.

# What Do I Need?

## Source From AIJ Website ([www.aliveinjesus.info](http://www.aliveinjesus.info))

### Music:

- "Pack It Up"
- "Good Morning, Jesus"
- "I Will Serve You, Jesus"
- "Happy Birthday"
- "Visitor Song"
- "For Jesus"
- "When I Kneel Down to Pray"
- "The Greatest Treasure"
- Scripture Song: "Matthew 3:2"
- "Goodbye Song"



[qr.ajj.info\\_KA3Music](http://qr.ajj.info_KA3Music)

- Offering Chart
- Mission Fast Fact
- Week 6 Program PowerPoint
- Nature Card 32: Grass
- Week 6 Craft Template

## Additional Resources to Source

- Offering container
- Bell or sound maker
- Globe or world map
- Smooth stones/rocks, chalk, bowls of water, old cloths and/or sponges.
- Secret Surprise Box: a small backpack and some heavy stones/rocks
- Storytelling Props: a wrapped baby doll, coat or robe, fruit, dirty heart shapes, bowl of water, a cloth, flashlight, dove picture on a stick, this week's craft
- Story Explorer Box: small bottles of bubbles
- Samples of different types of grass
- Craft materials (see above)



# Full Program Outline

**Big Idea:** Jesus is my God. He forgives me when I say I'm sorry.

## EARLY ARRIVALS (10 MINUTES BEFORE SABBATH SCHOOL BEGINS)

**CONNECT:** Warmly welcome each child by name as they arrive and ask:

- Did you make a mess somewhere this week?
- Did someone help you clean it up? How?

**DO:** Invite the children to help you **scribble on the stones with chalk**. Then invite them to clean the stones using bowls of water, cloths, and/or sponges. Point out how the mess is completely gone.

**SING:** Sing “Pack It Up” as you transition into the program.

## WELCOME AND SONGS (5 MINUTES)

**WELCOME:** Welcome the children as a group to Sabbath School and tell them how happy you are to see them.

**SING:** Sing the following songs with actions and props:

- “Good Morning, Jesus”      - “Happy Birthday” for any child with a birthday this past week
- “I Will Serve You, Jesus”      - “Visitor Song” and acknowledgment

## OFFERING, PRAYER, MEMORY VERSE (6 MINUTES)

**SHARE:** Share a **Mission Fast Fact** about this quarter's mission offering.

**GIVE:** Emphasize how good it is to give our offerings to God. All we have belongs to Him, so we actually return His money to Him so others can know about Jesus. Sing “For Jesus” and invite a child to collect the offering in your offering container. After the money has been counted by an adult, invite a child to color the next section of your **Offering Chart** to show how much has been collected this quarter.

**PRAY:** Sing “When I Kneel Down to Pray,” reminding the children how we can tell Jesus we love Him and thank Him for all He does for us. Then pray that God will take the offering to be used where it is most needed and ask Him to help the children understand the special story they will learn about today.

**SING and DISCUSS:** Sing “The Greatest Treasure.” Invite one child to come to the front to hold the special class Bible. Talk about how good it is that we can learn so much about how to grow closer to God from reading the Bible. Show the children how to find the **memory verse, Matthew 3:2. Say it together:** “Repent, for the kingdom of heaven is at hand!” Then listen to, and **sing, the Matthew 3:2 Scripture Song together.**

• **How do we repent?** (We repent when we are sorry about what we have done, we ask for forgiveness, and we ask God to help us make better choices next time.)

## SECRET SURPRISE BOX (5 MINUTES)

**J DO:** Play your **bell** or **sound maker**, then invite a child to open the **Secret Surprise Box** to reveal the **backpack** or **bag** and some **heavy stones**.

Put the backpack on a child's back (or use a bag) and add one stone after another until it feels heavy to them. Let other children feel the weight of the backpack or bag. Then take the stones out and let them feel how light and comfortable it now is.

**DISCUSS:** • **What was it like to carry the heavy stones all by yourself, and how did it feel when all those stones were taken away?**

- **What does it feel like in your heart when you have done something wrong?**
- **What does it feel like when someone tells you that they forgive you?**



**SHARE:** Explain that when we have done wrong things we can start to feel sad and heavy, as if we are carrying a heavy load. Jesus loves us and wants us to feel light and happy, so He made a way to forgive our sins. We first tell Him that we're sorry and that we need His help to not do that sin anymore. Jesus then forgives us. It's like He empties all the heavy stones out of our bag and takes them away from us!

**Teaching Point:** God wants us to feel happy and loved; He is always ready to forgive us when we say we are sorry.

Today's story is about John. He helped people get ready for Jesus by teaching them to be sorry for their sins, accept God's forgiveness, and be baptized.

### TELL THE STORY (10 MINUTES)

 **SHARE:** Pray, asking God to help the children understand today's story. Then share the story, "**At the Jordan River**," in an interactive way using the **storytelling suggestions** and **Program PowerPoint**.

### STORY EXPLORER BOX (5 MINUTES)

 **DO:** Play your **bell** or **sound maker**, then invite a child to open the Story Explorer Box to reveal the bubbles.

Give each child a bottle of bubbles—or let children take turns with one large bottle.

Say: Think about something that you want to ask God to forgive, then dip your bubble wand and blow bubbles. Imagine that the bubbles are the things that you have done wrong. Close your eyes. Imagine you're asking God to forgive you for those sins. Now open your eyes and look for the bubbles!

- **Where are the sin bubbles? What has happened to our sins?** (They are gone.)
- **Will we be able to find them again and put them back in the bottle?** (No!)

**Teaching Point:** Just as we can never find the bubbles and put them back into the bottle, the Bible tells us that when we ask for forgiveness, God wipes away all our sins forever, so that they can never be found again. God is both fair and kind.

Stand and say the **Big Idea** together: **Jesus is my God. He forgives me when I say I'm sorry.**


### NATURE/MISSION (3 MINUTES)

**NATURE LESSON and NATURE COLLECTOR CARD:** Share the **Nature Lesson**, "Graceful Grass." Give each child **Nature Card 32: Grass** to place in their Nature Collector Bag.

### CRAFT (15 MINUTES)

**CRAFT: Jesus' Baptism.** Children can make a craft that shows that Jesus was baptized to explain to others that Jesus is our example.

**APPLY:** Encourage the children to ask God to help them make good choices each day, and to pray for forgiveness when they have done something wrong.

 **MISSION CHALLENGE:** This week your Mission Challenge is to **create items** (such as a craft or thank-you notes) **for a joint care package or outreach project with the Primary Sabbath School. Bring them next Sabbath** (to give at a suitable time).

 **SING:** Sing "**Goodbye Song**." Blow bubbles as the children sing, to remind them that Jesus forgives us when we ask Him to. Share that next week we will learn what happened when Satan tried to get Jesus to do wrong.

**PRAY:** Invite a child to pray. Then say a prayer yourself, thanking God for His gift of forgiveness.



# Tell the Story Jesus Is Baptized

**Big Idea:** Jesus is my God. He forgives me when I say I'm sorry.

As you prepare to share this story, please read the student guide for the full, detailed narrative. Include additional props as needed, depending on what you have available. To maximize engagement, avoid reading the story to the children. See the storytelling suggestions at the front of this publication.

## Storytelling Suggestions

- Use the following storytelling props: a **baby doll** to represent baby John; **coat or robe**; **fruit**; and **heart shape**. (Write on **whiteboard** and make messy, then erase. Or cover a **heart shape in mud** to show a sinful heart and wash in a **bowl of water** to show a clean heart.) Also use a **flashlight**; **dove picture** on a **stick**; and this week's **craft** of Jesus being baptized.
- Show the ► pictures from the student guide as you tell the story ([week 6 Program PowerPoint](#)).
- Use a **felt set** or **peg people**, if desired.
- Always use expressive tones and actions to engage the children.

**Pray:** Before you begin, pray. Ask God to help everyone understand today's Bible story. By doing this, you will model how important it is to pray to invite God to teach us from His living Word before we read the Bible.

## TELL THE STORY: QUICK CUES

- Old Zacharias held his son and smiled (**hold baby doll**). God had given him and old Elizabeth a miracle baby.
- Because Zacharias doubted, he hadn't been able to speak since the angel had promised him a son. He wrote, "His name is John" (Luke 1:63) and could speak again. Another miracle!
- Their neighbors were amazed. What would baby John grow up to do?
- Zacharias knew! The angel had told him. John would get the people ready to meet Jesus!
- John became a preacher called John the Baptist. He lived in the desert, wore camel's hair clothing, and ate locusts and wild honey.
- The people needed a change. Not of clothes or food (**hold up coat, fruit, shake head**). They needed God to change their hearts (**dirty heart**).
- John told people to repent—to be sorry.
- John baptized people to show them that they were washed clean of their sins, and they could have a fresh new start (**clean heart**).
- Jesus came to the river Jordan. He asked John to baptize Him, even though He had a clean heart. He wanted to be our example.
- After He was baptized, God sent a light from heaven to shine on Jesus (**flashlight**). The Holy Spirit came down looking like a dove (**dove on a stick**). God told Jesus, "You are My beloved Son, in whom I am well pleased" (Mark 1:11).
- God is pleased when we say sorry for our sins. He loves to forgive us and to give us a clean heart (**heart**). He also wants us to turn away from our sin.

## TELL THE STORY

► Zacharias held his son and smiled (**hold baby doll**). God had done the impossible. He had given this old priest and his old wife, Elizabeth, a baby!

He asked one of his friends to quickly pass him something to write on. He hadn't been able to talk since the angel had visited him. The angel had promised this miracle baby, but Zacharias had doubted him. And Zacharias had been silent ever since!

(**Pretend to write.**) "His name is John," Zacharias wrote (Luke 1:63).

John. Baby John. Just as the angel had instructed. Suddenly Zacharias could speak again! It was another miracle!



Their neighbors were amazed. They told their friends about baby John. Soon all the people in the towns around them were talking about the miracle. "What kind of child will this be?" they wondered (Luke 1:66).

Zacharias knew! The angel had told him. John would be God's messenger. He would get people ready to meet Jesus.

► Baby John grew up to become a preacher, called John the Baptist. He lived in the desert near the river Jordan.

The people all rushed to the desert to hear him speak. What a surprise they got! He didn't look or act like anyone they had ever seen before. He didn't wear a fancy robe. He wore a coat made of camel hair. He didn't eat fancy food. He ate locusts and wild honey.

John was different from other preachers, and his message was different too. God wanted it that way. It was time for a big change!

The people didn't need to change their clothes (**hold up robe, shake head**). They didn't need to change their food (**hold up fruit, shake head**). John said, "Repent, for the kingdom of heaven is at hand!" (Matthew 3:2). (**Hold up heart.**)

Priests, tax collectors, fishermen, farmers, and families all hurried to the river Jordan. They listened carefully. John the Baptist's voice boomed loud and strong. "Repent, for the kingdom of heaven is at hand!" (Matthew 3:2).

Repent? The children in the crowd didn't know what that word meant. Their mothers told them quietly that it meant to be sorry for their sins. We have all done wrong. God wants us to be sorry for our sins and tell Him so. His love and forgiveness are for everyone!

As John spoke, the Holy Spirit began to do something deep inside the people's hearts. They realized how sinful they had been. Right there, in the desert, they said they were sorry, and asked God to forgive them. They wanted God to make them clean and new, and they didn't want to go back to their old sinful ways.

► John baptized them in the river. He lay them back in the water until they went right underneath the water and then brought them back up again. This was to show everyone that God had cleansed their hearts and made them new (**clean heart**).

One day Jesus came to the Jordan River. He passed through the crowds and went straight toward John the Baptist.

Jesus asked John to baptize him. Jesus didn't need to be sorry or to ask for forgiveness. Jesus' heart was already completely clean, because He never did anything wrong. But Jesus wanted to be our example. He wanted to teach us about God's forgiveness and power to make our hearts clean. He wanted to show us what we can do when we have sinned and are sorry.

► So John baptized Jesus, right there in the Jordan River (**show this week's craft**). And then something amazing happened. ►

A very bright light poured down from heaven, shining onto Jesus (**shine flashlight**). Then the Holy Spirit came down and rested on Jesus. It looked like a dove (**hold up the dove on a stick**). Then God spoke, "You are My beloved Son, in whom I am well pleased" (Mark 1:11).

God is also pleased with you and me when we are sorry and ask for His forgiveness. He also wants us to turn away from our sins. He loves you and promises to give you a clean heart.

# Nature Lesson



**Focus:** Grass is forgiving. We can follow Jesus' example and be forgiving too.

---

## Graceful Grass

Grass grows in all kinds of places, all over the world. It even grows in the tiniest cracks in our streets and sidewalks. In fact, it is so common that we often don't even think about it. But grass is truly amazing!

Grass is special because when we cut the top off grass, it keeps on growing. Many other plants can't do this, because they grow from the tip of the shoot, and when we cut the tip, that shoot can't grow any more. But grass grows from the bottom of the plant. So we can cut grass, and animals can eat it, and it will just keep on growing to make soft and green places for us to sit and walk, and more food for the animals.

When it hasn't rained for a long time, grass can look dry and brown and dead. But when it rains, the grass soon puts out new shoots to make everything beautiful again.

Even when grass is flooded, or when there is snow, grass usually grows back again very quickly.

Grass is useful for us too. Many animals eat grass, and some of them can give us milk, wool, and other good things. Humans eat some kinds of grass too. We call them cereals or grains. Wheat, oats, barley, rye, corn, rice, and millet are all different kinds of grass. Bamboo is also a kind of grass, and we can use it to make all kinds of useful things, even fabric for our clothes (*show the children some different types of grass*).

Grass is green. God might have chosen that color for grass because it is soothing for our eyes and looks pretty among the other plants.

Grass keeps growing, even when humans, animals, and the weather do all kinds of damage to it. It just keeps on growing to make the world beautiful.

We can say thank You to God for creating grass in such a wonderful way.

- **What does grass do when we treat it badly?** (It keeps growing.)





## Jesus' Baptism

### What you need:


Week 6 craft template, two shades of blue paper, paper cup, craft sticks, scissors, glue. (1)

### Preparation Instructions:

Cut wavy strips of paper out of different shades of blue. (2)

### Create it Together:

1. Glue a strip of wavy blue paper around the top of a paper cup. (3)
2. Continue gluing wavy strips of paper onto the cup, overlapping them until the whole cup is covered. (4)
3. Cut out the picture of Jesus and glue to a craft stick. Adults can use scissors to poke a hole through the bottom of the cup for the craft stick to slide through. (5-7)
4. (Optional: Cut out the dove and glue to a second craft stick. Glue craft stick to back of cup. Retell the story while you move Jesus below and above the water. (8)





## Kindergarten

YEAR A • QUARTER 3

### Jesus Is My God

- WEEK 1 The Great Promise
- WEEK 2 The Jesus Gift Arrives
- WEEK 3 Finding Jesus, the Gift
- WEEK 4 Guiding and Protecting
- WEEK 5 Grow, Grow, Grow
- WEEK 6 At the Jordan River
- WEEK 7 **Tempted in the Desert**
- WEEK 8 Follow Jesus
- WEEK 9 The Wedding Surprise
- WEEK 10 Food for Thousands
- WEEK 11 Jesus the Teacher
- WEEK 12 The Man in a Tree
- WEEK 13 Jesus' Trip to Capernaum

#### Week 7

# Tempted in the Desert

**Bible References:** Matthew 4:1-11; Mark 1:12, 13; Luke 4:1-13

**Big Idea** Jesus is my God. His words are powerful.

**Memory Verse** "Your word I have hidden in my heart, that I might not sin against You" (Psalm 119:11).

**References** *The Desire of Ages*, pp. 114-131

#### Fundamental Beliefs

Some aspects of the following fundamental beliefs are reflected in this lesson:

1. The Holy Scriptures
4. The Son
5. The Holy Spirit
7. The Nature of Humanity
9. The Life, Death, and Resurrection of Christ
10. The Experience of Salvation
11. Growing in Christ
18. The Gift of Prophecy

#### Word of the Week

**Strength:** Strength is being strong and powerful. With strong muscles you can have the strength you need to lift heavy objects. Strength also means being tough and not being moved or pushed around by something. We can have strength inside our hearts—a strength to do what is right no matter what. God's Holy Spirit and His Word can give us that strength.

#### Lesson Summary

Following Jesus' baptism, the Holy Spirit led Jesus into the desert where He fasted and prayed for 40 days. There Satan, disguised as an angel from heaven, came to tempt Jesus. He challenged Jesus to use His power to turn stones into bread, presumptuously jump off the temple, and bow down and worship Satan himself. To each temptation Jesus responded by quoting Scripture. Finally Satan gave up in defeat, and God sent angels to strengthen and encourage Jesus.

#### Learning Goals

The children will:  
**Know** that God's Word is powerful.  
**Feel** encouraged to know that God will help them when they are tempted.  
**Respond** by asking God to help them to hide His Word in their hearts.



# A Quiet Moment . . .

Dear Sabbath School Teacher,

God's Word is powerful. We know this is true, but do we live as though we believe it?

Many of us spend our free hours on other distractions and neglect to spend daily time in God's living Word. We can neglect growing a deeper connection with our loving Savior, when He longs to give us both peace and power.

God speaks to us through His Word when we seek Him. Sometimes He encourages and speaks words of love; other times He rebukes or corrects; but always He tells the truth, for His Word is truth. We're told, "You are near, O Lord, and all Your commandments are truth" (Psalm 119:151). In fact, so much of Psalm 119 tells us about the beauty of God's Word being enduring, giving direction, making us wise, giving understanding,

showing us God's love, lighting the way before us, and giving hope, among other things. Take some time to read this beautiful psalm this week, which lies at the very center of the Bible.

Yes, Jesus, who is our perfect example in all things, knew the Scriptures and spent time learning from them. He quoted Scripture in response to Satan's temptations, and He continued to refer to the Scriptures throughout His ministry.

This week you have a wonderful opportunity to share God's Word with the children in your class. As you prepare, take some unrushed time to abide in His Word; to hear from the Lord. He always has something more to teach us.



# Simple Program Outline

**Big Idea:** Jesus is my God. His words are powerful.

## Kindergarten, Year A, Quarter 3, Week 7

### EARLY ARRIVALS

- **Activity:** Carry the Cans
- Listen to **"Pack It Up"** as you transition into the program.

### WELCOME AND SONGS

- Welcome
- Songs
  - **"Good Morning, Jesus"** - **"My Forever Friend Jesus"**
  - **"Missionary, Missionary"** - **"Happy Birthday"** for any child with a birthday this past week
  - **"Visitor Song"** and acknowledgment

### OFFERING, PRAYER, MEMORY VERSE

- Share a **Mission Fast Fact**.
- Collect offering and sing **"For Jesus."** Show and color **Offering Chart**.
- Sing **"Let's Pray"** before praying.
- Sing **"The Greatest Treasure."** Child holds class Bible.
- **Memory Verse** and **Scripture Song:** "Your word I have hidden in my heart, that I might not sin against You" (Psalm 119:11).
- **Discuss:** How do we hide God's word in our hearts?

### SECRET SURPRISE BOX (GET READY FOR THE STORY)

- **Temptation challenge**
- Discussion about **temptation**
- Share the **Big Idea: Jesus is my God. His words are powerful.**

### TELL THE STORY

- Pray, then use the **Storytelling Props** and **Program PowerPoint**.

### STORY EXPLORER BOX (UNPACK THE STORY)

- **Activity: Arm Wrestling**
- **Share:** Jesus helps us win against temptation.
- Repeat the **Big Idea: Jesus is my God. His words are powerful.**

### NATURE/MISSION

- **Nature Card 33: Spiderweb**
- **Mission Story:** "A Heart for God's Word"

### CRAFT

- **Craft:** Memory Verse Heart Pocket
- **Review and Apply:** Encourage children to spend time in God's Word this week so that they can have strength to resist temptation.
- **Mission Challenge:** Pray for the people who are to receive your thank-you gifts, that they will know and love Jesus.
- Sing **"Goodbye Song."**
- **Pray.**



# Program Preparation

## Opening Activities

Source **cans of food**, or other heavy objects, and **cloth bags**.

Source items for **Secret Surprise Box: colorful slime**, a small **Lego brick set**, a **cute teddy bear**, and/or other items the children would be tempted to touch or eat.

Source a birthday gift of your choice to give to a child with a birthday this past week.

## Tell the Story

Source items for **suggested Storytelling Props**: Bible, several large rocks, a stool or stepladder, a sandbox with peg people, Bible-time pictures (from [Program PowerPoint](#)).

Source a **felt set** or the [Program PowerPoint](#), or **wooden peg people**.

Source items for **Story Explorer Box: Picture** of two children arm wrestling.

Cut a **heart shape** out of heavy cardstock to be passed around the class for prayer.

## Nature/Mission

Print [Nature Card 33: Spiderweb](#) for each child.

## Craft Materials

Source [week 7 craft template](#) on **red cardstock**, **scissors**, **hole punch**, **string** or **thin ribbon**.

# What Do I Need?

## Source From AIJ Website ([www.aliveinjesus.info](http://www.aliveinjesus.info))

### Music:

- "Pack It Up"
- "Good Morning, Jesus"
- "My Forever Friend Jesus"
- "Missionary, Missionary"
- "Happy Birthday"
- "Visitor Song"
- "For Jesus"
- "Let's Pray"
- "The Greatest Treasure"
- Scripture Song: "Psalm 119:11"
- "Goodbye Song"
- "God's Words"



[qr.aij.info\\_KA3Music](http://qr.aij.info_KA3Music)

- Offering Chart
- Mission Fast Fact
- Week 7 Program PowerPoint
- Nature Card 33: Spiderweb
- Week 7 Craft Template

## Additional Resources to Source

- Offering container
- Bell or sound maker
- World map or globe
- Cans of food and cloth bags
- Secret Surprise Box: colorful slime, a small Lego brick set, a cute teddy bear
- Storytelling Props: Bible, several large rocks, a stool or stepladder, a sandbox with peg people
- Story Explorer Box: picture of two children arm wrestling
- Heart shape made of cardstock
- Craft materials (see above)

# Full Program Outline



**Big Idea:** Jesus is my God. His words are powerful.

## EARLY ARRIVALS (10 MINUTES BEFORE SABBATH SCHOOL BEGINS)

**CONNECT:** Warmly welcome each child as they arrive at Sabbath School. Ask: How strong are you feeling today?

**DO:** Set out **cans of food** (or other heavy objects) in two areas across the room from each other. Give each child a **cloth bag** as they arrive. Ask them to place something heavy (a rock, a coconut, or a can of food) into it and carry it to the other pile of heavy items. When they get there, they place another heavy item into their bag and carry it back to the first pile. Have them continue collecting heavy items until it becomes too heavy. Encourage their efforts.

**SING:** Sing “**Pack It Up**” as you transition into Sabbath School.

## WELCOME AND SONGS (5 MINUTES)

**WELCOME:** Welcome the children as a group to Sabbath School and tell them how glad you are to see them.

**SING:** Sing the following songs with actions and props:

- “**Good Morning, Jesus**” - “**Happy Birthday**” for any child with a birthday this past week
- “**My Forever Friend Jesus**” - “**Visitor Song**” and acknowledgment
- “**Missionary, Missionary**”

## OFFERING, PRAYER, MEMORY VERSE (6 MINUTES)

**SHARE:** Share a **Mission Fast Fact** about this quarter’s mission offering to teach the children about the division where their offering is going. Talk about how wonderful it is to give to God’s work.

**GIVE:** Sing “**For Jesus**” and invite a child to collect the offering in your offering container. After the money has been counted by an adult, invite a child to color the next section of your **Offering Chart** to show how much has been collected this quarter.

**PRAY:** Sing “**Let’s Pray.**” Then pray that God will take the offering to be used where it is most needed and ask Him to help the children understand the special stories they will learn about today.

**SING:** Sing “**The Greatest Treasure,**” and talk about how the Bible really is the greatest treasure. Its words are all true, and we can read it anytime we need God to help or lead us. Invite one child to come forward and reverently hold the special class Bible. Show the children how to find the **memory verse, Psalm 119:11. Together, listen to and sing this week’s Scripture Song:** “Your word I have hidden in my heart, that I might not sin against You.”

- **How can you hide God’s Word in your heart?** (By memorizing and understanding it.)
- **How does the Bible help us to not sin against God?** (The Bible tells us what is wrong and right. It helps us to be strong and walk away from temptation.)

## SECRET SURPRISE BOX (7 MINUTES)

**J DO:** Play your **bell** or **sound maker**, then invite a child to open the **Secret Surprise Box** to reveal some **colorful slime**, a small **Lego brick set**, a cute **teddy bear**, and/or other culturally appropriate items/food the children would be tempted to touch or eat.

For each item, ask:

- **Would you like to play with (or eat) this?**
- **What if I put it in your lap for two minutes but told you not to touch it? Would it be hard not to?**

If appropriate, place one or more items in a child’s lap and tell them not to play with or eat the item.

- **Were you tempted to play with/eat it?**
- **Who can help us when we are tempted to do the wrong thing?**

# Full Program Outline Continued



**SHARE:** Jesus was also tempted as we are. He knows how hard it is, and He wants to give us strength when Satan tempts us to do the wrong thing.

Share the **Big Idea: Jesus is my God. His words are powerful.**

Let's find out how Jesus used the words of the Bible when Satan tempted Him.

## TELL THE STORY (10 MINUTES)

**SHARE:** Pray, asking God to help the children understand today's story. Then share the story, "**Tempted in the Desert,**" in an interactive and engaging way using the **storytelling suggestions** and **Program PowerPoint**.

## STORY EXPLORER BOX (5 MINUTES)

**DO:** Play your **bell** or **sound maker**. Then invite a child to open the **Story Explorer Box** to reveal **a picture of two children arm wrestling**. (Ensure that this activity is done to focus on the meaning as an object lesson rather than a competition.)

Ask for two volunteers who would like to try arm wrestling. Choose a pair of children and seat them at a small table. Say, "Ready, set, go!" and see who is strongest. Encourage both of their efforts. After two pairs of children have had a turn, tell the children that now we will try one more time. Choose a larger child and a smaller child and have them come to the front to prepare to arm wrestle. First, ask:

- **Who do you think will win? Is this fair?**

Have the two children start arm wrestling but then help the smaller child to win.

- **Why did (smaller child's name) win?** (Because you helped him/her.)

**Teaching Point:** This is like what Jesus does for us. Satan's temptations are too strong for us, but Jesus helps us, just as I did for [smaller child's name]. Whenever we are tempted to do wrong, and whenever it feels too hard, we can remember Jesus' words and ask Him to help us. Jesus is stronger, and He will always help us when we ask Him!

## NATURE/MISSION (3 MINUTES)

### **NATURE COLLECTOR CARD:** • **What can you think of in nature that is very strong?**

Hold up **Nature Card 33: Spiderweb** and share the following facts:

- Spiderwebs are lighter than cotton and up to 1,000 times thinner than a human hair.
- They are stronger than a piece of steel of the same size.
- Spiderwebs are made from silk that comes from silk glands on the spider's body.
- The silk turns from a watery liquid to a solid as it leaves the spider's silk gland.
- Spiders use silk to make webs of many different shapes and sizes.

Next time Satan tempts you to do the wrong thing, ask Jesus to help you to be as strong as a spiderweb!

Give each child **Nature Card 33: Spiderweb** to put in their Nature Collector Bag.

**MISSION STORY:** Share the **Mission Story**, "A Heart for God's Word," about a boy who learned to preach by memorizing Bible verses.

## CRAFT (15 MINUTES)

**CRAFT: Memory Verse Heart Pocket.** Thread ribbon through holes punched into two heart shapes to create a pocket where children can place their memory verses or nature cards (memory verses on the second side).



**REVIEW and APPLY:** Today we learned how important it is to hide God's Word in our hearts so we can say no to Satan's temptations. We learned that the Holy Spirit is there to remind us of God's Word and help us to pray and be strong in Jesus.

Encourage the children to take their heart pockets home and put them somewhere prominent where they will see them and remember to spend time memorizing God's Word. Also remind the children that they can learn their memory verses by listening to the weekly Scripture Songs.

**MISSION CHALLENGE:** Last week the children prepared items for care packages or outreach gifts to give away. This week, encourage them to **pray for the people who are to receive their gifts, that they will know and love Jesus.**

**SING:** Sing "Goodbye Song." Share that next week we will learn about some special people Jesus called to help Him.

**PRAY:** Gather the children in a circle and show them a heart-shaped card. Let them take turns praying as the heart is passed around the circle. If a child is uncomfortable praying aloud, they can pray silently and pass the heart to the next child. Finish by praying yourself, thanking God for making us strong when we are tempted and asking Him to help us hide His Word in our hearts.

Play "God's Words" as the children leave.

## Tell the Story **Tempted in the Desert**

**Big Idea:** Jesus is my God. His words are powerful.

As you prepare to share this story, please read the student guide for the full, detailed narrative. Include additional props as needed, depending on what you have available. To maximize engagement, avoid reading the story to the children. See the storytelling suggestions at the front of this publication.

### Storytelling Suggestions

- Set up three different stations in different areas of the classroom, one for each of Satan's temptations: (1) an area with several **large rocks**; (2) a **stool** or **stepladder** and a **sandbox** filled with **peg people** nearby; and (3) an area with a **picture** from the **Program PowerPoint** from the lesson.
- Bible to take with you to the three stations.
- Show the ► pictures from the student guide as you tell the story (**week 7 Program PowerPoint**).
- Use a **felt set** or **peg people**, if desired.
- Always use expressive tones and actions to engage the children.

**Pray:** Before you begin, pray. Ask God to help everyone understand today's Bible story. By doing this, you will model how important it is to pray to invite God to teach us from His living Word before we read the Bible.

### TELL THE STORY: QUICK CUES

- After Jesus was baptized, the Holy Spirit led Him away to the desert (**invite children to follow you to station 1**).
- It was peaceful. Jesus needed to pray (**children to kneel**). He had a big job to do. He needed to be strong.
- After 40 days of praying, without any food, He was very hungry (**children stand, rub tummy**).
- Suddenly Satan appeared. He wanted to tempt Jesus to do wrong. "If You are the Son of God, command that these stones become bread" (Matthew 4:3).
- **Jesus knew a Bible verse to help Him:** (**Hold Bible.**) "Man shall not live by bread alone, but by every word that proceeds from the mouth of God" (Matthew 4:4).



- 
- Satan frowned. He would try something else . . . (Invite children to follow you to station 2; you climb up the stepladder or onto the stool.)
  - Satan took Jesus to the top of the temple. Satan said, “Jump off” (Matthew 4:6, ICB). He wanted Jesus to test God to see if He’d send angels to save Jesus.
  - **Jesus knew a Bible verse to Help Him:** (Hold Bible.) “It also says in the Scriptures, ‘You shall not tempt the Lord your God’” (Matthew 4:7).
  - Satan frowned. He would try something else . . . (Invite children to follow you to station 3.)
  - Satan took Jesus to the top of a tall mountain and showed Jesus the beautiful world. “If you will bow down and worship me, I will give you all these things” (Matthew 4:9, ICB). (Show Program PowerPoint picture.)
  - **Jesus knew a Bible verse to Help Him:** (Hold Bible.) “You shall worship the Lord your God, and Him only you shall serve” (Matthew 4:10).
  - Satan had lost! He left. Jesus had won! Angels came to feed and care for Him. With God’s strength you can beat Satan’s tricks too. God’s words in the Bible are powerful.
- 

## TELL THE STORY

► Jesus stood on the shore of the Jordan River. He had just been baptized, and God’s words were still in Jesus’ mind, “You are My beloved Son, in whom I am well pleased” (Mark 1:11).

The Holy Spirit spoke to Jesus and told Him to leave the Jordan River and go somewhere else, alone. Jesus obeyed.

► He started walking down a dusty road (invite children to follow you to station 1). It led him past grassy fields and green rustling trees. On it went, through sandy hills and past rocky mountains to . . . the desert!

It was very hot and very dry there. There were no other travelers or farmers. Just Jesus. The Holy Spirit had led Him to a place that was quiet and peaceful. ► Jesus needed to think and pray (invite children to kneel with you).

Jesus would soon begin a very important job. He would save all the people in the world from sin and death. He asked God to make Him strong to do this work. It wouldn’t be easy.

Rumble, rumble (invite the children to stand and rub their tummies). Jesus’ tummy was empty! He had been praying in the desert for 40 days without any food at all. Yes, Jesus was very hungry.

► Suddenly Satan appeared. He had come to tempt Jesus to do something wrong—to sin. He pointed at some big rocks that lay in the sand (point to “rocks”). He said, “If you are the Son of God, tell these rocks to become bread” (Matthew 4:3).

Jesus knew Satan was trying to trick Him. He shook His head. No! He would not do a miracle like that. His power was for helping others—not Himself. Instantly Jesus remembered a Bible verse (hold up Bible). He said, “Man shall not live by bread alone, but by every word that proceeds from the mouth of God” (Matthew 4:4).

Jesus told Satan that food was not as important as God’s words (hold up Bible). He trusted God would give Him the strength He needed. Jesus wouldn’t do this to help Himself.

Satan frowned. He would try something else . . .

(Invite children to follow you to station 2 and stand around you as you climb up the stepladder or onto the stool.)

► Satan took Jesus way up high—to the top of God’s temple in Jerusalem! As Jesus looked down, He noticed the ground far, far below (point to sandbox and peg people below). If someone fell from this spot, they would be hurt badly.

Then Satan said, “If you are the Son of God, jump off” (Matthew 4:6, ICB). Satan wanted Jesus to test God—to do something silly and see if God would send His angels to rescue Him.

Jesus knew another Bible verse to help Him! (Hold up Bible.) He said, “It is written again, ‘You shall not tempt the Lord your God’” (Matthew 4:7).



---

Jesus knew He didn't need to jump off a building to prove God cared about Him.

Satan frowned. He would try something else . . .

(Invite children to follow you to station 3.)

► Satan took Jesus up to the very top of a tall mountain. Wow! What a beautiful view! Jesus could see sparkling cities, marble palaces, green fields, and vineyards full of fruit (show Program PowerPoint picture).

As Jesus looked at the beautiful world, Satan said, "If you will bow down and worship me, I will give you all these things" (Matthew 4:9, ICB).

Jesus knew another Bible verse to help Him! (Hold up Bible.) He said, "Away with you, Satan! For it is written, 'You shall worship the Lord your God, and Him only you shall serve' " (Matthew 4:10).

Jesus knew that only God should be worshipped. He would bow down to only God. The Holy Spirit had made Jesus strong and wise. Jesus had used the words in the Bible like an invisible sword to fight against Satan's lies.

Satan had lost the battle, and so he left. Jesus had won!

► Then, as quick as a flash, angels rushed to help Jesus. Lovingly they gave Him food to eat and spoke kind words to encourage Him. They reminded Jesus that God loved Him and would help Him.

With God's strength you can resist Satan too. God's words in the Bible are very powerful. They will help you be strong.

## Mission Story

**Focus:** I can hide God's word in my heart by memorizing Bible verses.

---

### A Heart for God's Word

**Location:** Help a child locate **Ghana** on your **globe** or **world map**.

It was summertime, and Dacosta was at a special program for kids along with 290 other children. On Sabbath a 10-year-old girl named Gifty preached a sermon about Jesus coming again. Dacosta was only 7, but he listened carefully. He liked Gifty's sermon. He couldn't wait for Jesus to come again and take him to heaven!

After the sermon an adult asked the children, "How many of you would like to preach like Gifty?" Dacosta raised his hand high. If Gifty could preach like that, maybe he could too one day!

A few Sabbaths later there was a special meeting called a preachers' club at Dacosta's church. Dacosta was excited! Now he could learn how to preach. The teacher challenged him and the other children to memorize John 14:1. "Come back next week and recite it from memory," the teacher said.

Dacosta worked hard all week. He didn't understand why he needed to memorize a verse. He wanted to learn to preach! But he memorized it anyway. "Let not your heart be troubled; you believe in God, believe also in Me," he repeated over and over. On Sabbath Dacosta was ready. He said the verse perfectly!

The teacher was pleased. "Now I want you to memorize Psalm 100 this week," the teacher said. Psalm 100 had five verses, so it took even more practice. Dacosta worked hard to learn all five of them by heart. "Make a joyful shout to the Lord, all you Lands!" he repeated over and over. That Sabbath Dacosta repeated the whole psalm perfectly. The teacher gave the children more verses to memorize. Dacosta wondered why he needed to learn all these verses. When would he get to preach?

Soon the teacher told Dacosta it was time to preach his first sermon. Dacosta was excited! He told Jesus' story about the lost boy who came home again. The people at church were pleased with Dacosta's sermon.

But that wasn't the end of his preaching. Before long, Dacosta preached for seven days in a row for some children's meetings. At the end of the meetings five people gave their hearts to Jesus and were baptized. Suddenly Dacosta



realized why his teacher had asked him to memorize so many Bible verses. It had made it easy to memorize his sermons! And because he had learned to “hide God’s Word in his heart,” five people had chosen to follow Jesus.

• **What will happen if you decide to “hide God’s Word in your heart”?** (Maybe you will become a preacher like Dacosta. Or maybe you will find other ways to share God’s Word with others.)

This story is adapted from “Heart for Preaching,” by Andrew McChesney, *Children’s Mission*, copyright © 2023 General Conference of Seventh-day Adventists. Used and adapted by permission.

## Craft

### Memory Verse Heart Pocket

#### What you need:


Week 7 craft template on red paper, scissors, hole punch, string or thin ribbon. (1)

#### Preparation Instructions:

- Cut out the heart shapes and hole punch around the edges. (2)
- Cut lengths of string for each child

#### Create it Together:

1. Place the half heart over the full heart. Thread half of the string, in and out, through one side of the hearts; starting from the bottom and finishing at the top middle point. (3)
2. Repeat step one, threading the other side of the heart. (4)
3. Tie a bow at the top with the remaining string and store your memory verses inside your “heart.” (5)





## Kindergarten

YEAR A • QUARTER 3

### Jesus Is My God

- WEEK 1 The Great Promise
- WEEK 2 The Jesus Gift Arrives
- WEEK 3 Finding Jesus, the Gift
- WEEK 4 Guiding and Protecting
- WEEK 5 Grow, Grow, Grow
- WEEK 6 At the Jordan River
- WEEK 7 Tempted in the Desert
- WEEK 8 **Follow Jesus**
- WEEK 9 The Wedding Surprise
- WEEK 10 Food for Thousands
- WEEK 11 Jesus the Teacher
- WEEK 12 The Man in a Tree
- WEEK 13 Jesus' Trip to Capernaum

## Week 8

# Follow Jesus

**Bible References:** Matthew 4:17-25; Luke 5:1-11; John 1

**Big Idea** Jesus is my God. I will follow Him.

**Memory Verse** "My sheep hear My voice, and I know them, and they follow Me" (John 10:27).

**References** *The Desire of Ages*, pp. 132-143, 244-251

**Fundamental Beliefs** Some aspects of the following fundamental beliefs are reflected in this lesson:

- 4. The Son
- 9. The Life, Death, and Resurrection of Christ
- 11. Growing in Christ
- 24. Christ's Ministry in the Heavenly Sanctuary

### Word of the Week

**Follower:** A follower is someone who follows a leader. They listen to the things their leader says and copy the things their leader does. Jesus wants us to be His followers.

### Lesson Summary

Jesus returned to the Jordan River after His temptation, and John the Baptist recognized Him and pointed Him out. Two of John's disciples followed Jesus. One of them, Andrew, went to find his brother Simon and introduced him to Jesus. Later Jesus called Philip and Nathanael. One night the disciples fished all night but caught nothing. The next morning Jesus asked them to put out from the shore and lower the net down. They did so and brought back a huge catch of fish. This experience led them to leave everything and follow Jesus completely.

### Learning Goals

The children will:  
**Know** that Jesus wants them to follow Him.  
**Feel** happy to give their hearts to Jesus.  
**Respond** by asking Jesus to help them follow Him each day.



# A Quiet Moment . . .

Dear Sabbath School Teacher,

What does it mean to truly follow Jesus?

Pray for wisdom, then spend a minute writing down as many things as you can to answer this question. Perhaps your list reads something like this: Being a follower of Jesus means you know your Master; you follow where He goes because you love Him and want to be more like Him, learning from Him, and fulfilling His mission.

For three and a half years Jesus' disciples were privileged to walk, talk, eat, and live with Jesus. They followed Him everywhere, listening to His teachings and observing His interactions. As they watched Jesus perform miracles, perhaps they dreamed of the day when He would declare Himself king and defeat the Romans. Maybe they would get to be leaders in His new kingdom!

But it wasn't to be. Instead of following the Messiah onto a military battlefield, they followed Him to the

cross, where His death saved the human race from sin. Rather than military glory, His disciples witnessed a different kind of victory—a life devoted to building up God's kingdom, no matter the personal cost.

We are each called to follow Jesus too. It's not always an easy role, and it usually doesn't come with outward glory. But the true reward will be to hear the words of our Savior, "Well done, good and faithful servant" (Matthew 25:23), and look into the faces of those we have introduced to our Savior. Perhaps some of the children in your class this week will be among them.

"Jesus did not consider heaven a place to be desired while we were lost. He left the heavenly courts for a life of reproach and insult, and a death of shame. He who was rich in heaven's priceless treasure became poor, that through His poverty we might be rich. We are to follow in the path He trod" (Ellen G. White, *The Ministry of Healing*, p. 105).



# Simple Program Outline

**Big Idea:** Jesus is my God. I will follow Him.

## Kindergarten, Year A, Quarter 3, Week 8

### EARLY ARRIVALS

- Follow-the-leader rhythm game
- Listen to **“Pack It Up”** as you transition into the program.

### WELCOME AND SONGS

- Welcome
- Songs
  - **“Good Morning, Jesus”** - **“Happy Birthday”** for any child with a birthday this past week
  - **“Jesus Is My Shepherd”** - **“Visitor Song”** and acknowledgment

### OFFERING, PRAYER, MEMORY VERSE

- Share a **Mission Fast Fact**.
- Collect offering and sing **“For Jesus.”** Show and color **Offering Chart**.
- Sing **“When I Kneel Down to Pray,”** before praying.
- Sing **“The Greatest Treasure.”** Child holds class Bible.
- **Memory Verse** and **Scripture Song:** “My sheep hear My voice, and I know them, and they follow Me” (John 10:27).
- **Discuss:** How do you think Jesus is like a shepherd?

### SECRET SURPRISE BOX (GET READY FOR THE STORY)

- **Activity:** Blindfolded follow-the-leader—good instructions and false instructions.
- **Discussion:** Reflect on the activity and the importance of listening to God’s voice in the Bible.
- Share the **Big Idea: Jesus is my God. I will follow Him.**

### TELL THE STORY

- Pray, then use the **Storytelling Props** and **Program PowerPoint**.

### STORY EXPLORER BOX (UNPACK THE STORY)

- **Activity: Picture Match**—match daily activities to labels, including time with Jesus.
- **Discussion:** Daily activities

### NATURE/MISSION

- **Nature Card 34: Toulouse Goose**
- **Nature Lesson:** “A Faithful Follower”

### CRAFT

- **Craft:** A Net Full of Fish
- **Review and Apply:** We can follow Jesus by learning about Him in His Word.
- Sing **“I Have Decided to Follow Jesus,”** or another song of your choice.
- **Mission Challenge:** Think of a kind, safe adult in your community you might make friends with (together with your mom or dad).
- Sing **“Goodbye Song.”**
- **Pray.**



# Program Preparation

## Opening Activities

Source items for **Secret Surprise Box: a blindfold**.

Source a birthday gift of your choice to give to a child with a birthday this past week.

## Tell the Story

Source **suggested Storytelling Props**: peg people, net, and toy fish.

Source a **felt set** or the [Program PowerPoint](#).

Source items for **Story Explorer Box: small boxes labeled**: "School," "Home," "Others," and "Worship/Church;" **pictures** that represent different ways we spend our time (e.g., playing, reading, spending time with family, eating, brushing teeth, taking a bath), and a picture of Jesus.

## Nature/Mission

Print for each child [Nature Card 34: Toulouse Goose](#).

## Craft Materials

Source [week 8 craft template](#), **colored pencils, scissors, glue**.

# What Do I Need?

## Source From AIJ Website ([www.aliveinjesus.info](http://www.aliveinjesus.info))

### Music:

- "Pack It Up"
- "Good Morning, Jesus"
- "Jesus Is My Shepherd"
- "Happy Birthday"
- "Visitor Song"
- "For Jesus"
- "When I Kneel Down to Pray"
- "The Greatest Treasure"
- Scripture Song: "John 10:27"
- "I Have Decided to Follow Jesus"
- "Goodbye Song"



[qr.aij.info\\_KA3Music](http://qr.aij.info_KA3Music)

- Offering Chart
- Mission Fast Fact
- Week 8 Program PowerPoint
- Nature Card 34: Toulouse Goose
- Week 8 craft template

## Additional Resources to Source

- Offering container
- Bell or sound maker
- World globe or map
- A blindfold
- Storytelling Props: peg people, net, and toy fish
- Story Explorer Box: small boxes labeled "School," "Home," "Others," and "Worship/Church"; pictures that represent different ways we spend our time; and a picture of Jesus.
- Song: "I Have Decided to Follow Jesus" or another song of your choice
- Craft materials (see above)

# Full Program Outline



**Big Idea:** Jesus is my God. I will follow Him.

## EARLY ARRIVALS (10 MINUTES BEFORE SABBATH SCHOOL BEGINS)

**CONNECT:** Bend down to each child's eye level as you **welcome** them to Sabbath School. Ask: **Do you like to be a leader or a follower? Why?**

**DO:** **Play a follow-the-leader rhythm game.** The teacher (or a child) claps a rhythm, and the others copy it. If there's time, the leader can do other activities (walk around the room, etc.) for the children to follow.

**SING:** Sing **"Pack It Up"** as you transition into Sabbath School.

## WELCOME AND SONGS (5 MINUTES)

**WELCOME:** Welcome the children as a group to Sabbath School and tell them how glad you are to see them. Sabbath is the very best day of every week!

**SING:** Sing the following songs with actions and props:

- **"Good Morning, Jesus"**      - **"Happy Birthday"** for any child with a birthday this past week
- **"Jesus Is My Shepherd"**      - **"Visitor Song"** and acknowledgment

## OFFERING, PRAYER, MEMORY VERSE (5 MINUTES)

**SHARE:** Share a **Mission Fast Fact** about this quarter's mission offering. Encourage the children to continue to learn about this quarter's division, the place where your offering is going. Emphasize that our church is helping people around the world, and we can help both children and adults by giving to the different projects.

**GIVE:** Sing **"For Jesus"** and invite a child to collect the offering in your offering container. After the money has been counted by an adult, invite a child to color the next section of your **Offering Chart** to show how much has been collected this quarter.

**PRAY:** Sing **"When I Kneel Down to Pray."** Thank God that you can talk to Him as a friend and pray that He will take the offering to be used where it is most needed. Also ask Him to help the children understand the special story they will learn about today.

**SING and DISCUSS:** Sing **"The Greatest Treasure."** Invite one child to come forward and hold the special class Bible. Show the children how to find the **memory verse, John 10:27.**

**Share:** Our memory verse talks about Jesus as our "Good Shepherd." A shepherd is someone who looks after sheep.

- **How do you think Jesus is like a shepherd?**

Let's find out by learning our **memory verse** and listening to and singing our **Scripture Song:** "My sheep hear My voice, and I know them, and they follow Me" (John 10:27).

## SECRET SURPRISE BOX (7 MINUTES)

**DO:** Play your **bell** or **sound maker**, then invite a child to open the **Secret Surprise Box** to reveal a **blindfold**. Place the blindfold over a child's eyes so they cannot see. Choose another child to be the leader. Instruct the blindfolded child to follow the instructions of the leader, but not to listen to anyone else. Have the leader give instructions to the child to walk around the classroom and back to their seat. Meanwhile, choose two or three other children to give false instructions to the blindfolded child. Finish the activity when the blindfolded child returns to their seat.

**DISCUSS:** • **Was it easy to hear the voice you needed to follow?**

- **What made it hard?**
- **How important was it to follow the right person?**

# Full Program Outline Continued



**SHARE:** Sometimes Satan tries to distract us from following Jesus. But we can learn to hear God's voice so that we can follow Him, especially when we read the Bible.


Share the **Big Idea: Jesus is my God. I will follow Him.**

In our story today, Jesus chose some special people to follow Him. Let's find out who they were.

## TELL THE STORY (10 MINUTES)

 **SHARE:** Pray, asking God to help the children understand today's story, then share the story, "**Follow Jesus,**" in an interactive and engaging way, using the **storytelling suggestions** and **Program PowerPoint**.

## STORY EXPLORER BOX (6 MINUTES)

 **DO:** Play your **bell** or **sound maker**, then invite a child to open the **Story Explorer Box**, revealing the following **labels/pictures:** "School," "Home," "Others," and "Worship/Church"; **along with pictures that represent different ways we spend our time, and a picture of Jesus.**

- **What are some things we do each day?** (Play, read, spend time with family, eat, brush teeth, take a bath, time with Jesus, etc.)

As the children suggest an activity you have a picture for, place it by the appropriate label. If they make a suggestion you don't have a picture for, discuss which label it might go with. Place the picture of Jesus with the Worship/Church label. Point out that there's lots of labels for other things, and one label for Jesus.

- **Is Jesus with us when we eat or when we play? Is He with us when we do other things?** (Yes. We can ask Him to be with us always.)

Take the picture of Jesus from the "Worship/Church" label. Place His picture above all the pictures/labels.

**Teaching Point:** Jesus sees every part of our lives, and He wants to be part of everything we do. When we are followers of Jesus, we'll ask Him to be with us always. We can talk and listen to Him throughout our whole day. A true follower wants Jesus to be part of everything they do!

## NATURE/MISSION (3 MINUTES)

**NATURE LESSON and NATURE COLLECTOR CARD:** • **What can you think of in nature that likes to follow a leader?** (Sheep, goose, duck, etc.)


Share the Nature Lesson, "**A Faithful Follower.**" Give each child **Nature Card 34: Toulouse Goose** to place in their Nature Collector Bag.

## CRAFT (15 MINUTES)

**CRAFT: A Net Full of Fish.** Help children make the fishing craft. When they finish, they can tell another child today's Bible story in their own words.

**REVIEW and APPLY:** Today we learned that **Jesus is my God. I will follow Him.** Sing "**I Have Decided to Follow Jesus**" or another song about following Jesus.

We can follow Jesus by learning about Him in His Word, talking to Him in prayer, and choosing to follow His ways. We also learned that we can bring others to Jesus, so they can follow Him too.

 **MISSION CHALLENGE:** It's so wonderful to follow Jesus. When we know Jesus, we always want others to know Him too. This week's Mission Challenge is to **think of a kind, safe adult in your community you might make friends with (together with your mom or dad).** Discuss this with your family. It might be a bus driver, gardener, or shopkeeper. **What little things can you say to brighten their day?** Try to make them smile each time you see them.



## CRAFT (15 MINUTES)

**SING:** Sing “**Goodbye Song.**” Share that next week we will learn about a special wedding Jesus and His followers went to.

**PRAY:** Invite the children to **place their crafts** in a line **by the picture of Jesus** to show their desire to follow Jesus. Then invite two children to pray for everyone in the class, asking God to help every person in Sabbath School to follow Him each day. Pray, thanking God for each child’s decision, and asking Him to help us to stay close to Him always.

# Tell the Story **Follow Jesus**

**Big Idea:** Jesus is my God. I will follow Him.

As you prepare to share this story, please read the student guide for the full, detailed narrative. Include additional props as needed, depending on what you have available. To maximize engagement, avoid reading the story to the children. See the storytelling suggestions at the front of this publication.

### Storytelling Suggestions

- Use **peg people** to represent Jesus and His disciples.
- Invite children to count with you.
- Have a **net** with some **toy fish** to illustrate fishing.
- Show the ► pictures from the student guide as you tell the story ([week 8 Program PowerPoint](#)).
- Use a **felt set** or **peg people**, if desired.
- Always use expressive tones and actions to engage the children.

**Pray:** Before you begin, pray. Ask God to help everyone understand today’s Bible story. By doing this, you will model how important it is to pray to invite God to teach us from His living Word before we read the Bible.

### TELL THE STORY: QUICK CUES

- John the Baptist told everyone the Messiah had come. He saw Jesus (**point**). “Look, the Lamb of God!” (John 1:29, ICB).
- The next day John the Baptist was talking to Andrew and John. There was Jesus! (**Point**). “Look, the Lamb of God!” (John 1:36, ICB). They decided to follow Him! (**Peg people**.)
- Andrew raced home to tell his brother, Simon, about Jesus (**peg people**). He took Simon to Jesus, and Jesus gave him a new name: Peter (**count peg followers**).
- Jesus set out for Galilee and found a man named Philip and invited him to follow Him (**peg people; count them**).
- Philip went and found his friend Nathanael praying under a fig tree and invited him to follow Jesus (**add another peg person**). Nathanael wasn’t sure. “Come and see,” said Philip (John 1:46, ICB).
- Jesus saw Nathaniel and told everyone he was a good person. Jesus knew him and about his prayers under the tree.
- Nathanael decided to follow Jesus too (**count peg followers**).



- One day Jesus was beside the lake. Lots of people followed Him. He sat in Peter's fishing boat and taught them.
- Peter had been up all night trying to catch fish but hadn't caught any. Jesus said to Peter, "Take the boat into deep water. If you will put your nets in the water, you will catch some fish" (Luke 5:4, ICB). (Throw the net.)
- In no time the net became so heavy that Peter's friends had to help him. It was full of flipping, flapping fish! (Put toy fish in the net.)
- Jesus told Peter he would now catch men, not fish. Peter left his boat and followed Jesus.

## TELL THE STORY

▶ John the Baptist's voice boomed across the Jordan River as he told the crowds of people some very exciting news. The promised Savior was here, on earth, right now!

John the Baptist's face lit up with excitement as Jesus walked toward him. He pointed at Jesus (point) and said, "Behold! The Lamb of God who takes away the sin of the world!" (John 1:29, 30). John told the people that Jesus was the One he was talking about.

The next day as John the Baptist talked with two of his friends, Andrew and John, he again saw Jesus. He pointed at him and said, "Behold the lamb of God!" (John 1:36).

▶ Andrew and John looked at Jesus, amazed. Here was the promised Savior! They stopped what they were doing and started following Jesus (Andrew and John peg people to follow peg Jesus). They wanted to be with Him. They wanted to listen and learn from Him.

Jesus now had two special followers!

After spending a whole wonderful day with Jesus, Andrew raced home. He couldn't wait to tell his brother, Simon, about Jesus. "We have found the Messiah," he said (John 1:41).

Simon wanted to meet Jesus—and he wanted to meet Him now! Together they rushed to find Jesus.

▶ Jesus smiled. He already knew Simon's name, and his father's name! And now He gave Simon a new name—Peter.

Now how many followers did Jesus have? (Point to each peg person as you count.) One, two, three.

Joyfully, Jesus set out for Galilee. There He found a man named Philip (peg person). "Follow me," Jesus said (John 1:43). And that's just what Philip did!

How many followers did Jesus have now? (Point to each peg person as you count.) One, two, three, four.

When you become a follower of Jesus, it's impossible to keep it a secret. ▶ Philip was so excited! He went to find his friend Nathanael (peg person). Nathanael was sitting under a fig tree, praying. Philip told Nathanael that he had found the Messiah— His name was Jesus!

Nathanael wasn't so sure. "Come and see," Philip told him (John 1:46).

Nathanael followed behind Philip to go and meet Jesus. Jesus smiled as soon as He saw Nathanael and told everyone he was a good person.

Nathanael was shocked. He'd never met Jesus before! "How do you know me?" he asked (John 1:48).

"I saw you when you were under the fig tree. That was before Philip told you about me," Jesus replied (John 1:48, ICB).

Nathanael was amazed! Jesus knew all about his prayers under the fig tree. He must be the Messiah! He decided to follow Jesus too.

How many followers did Jesus have now? (Count peg people.) One, two, three, four, five. Soon there would be more.

▶ One morning Jesus and His followers were beside the lake. Lots of people had followed them. They came from all directions. They wanted to listen to Jesus' stories. Jesus sat down in Peter's fishing boat and taught the people.

Peter sat in the corner of the boat as Jesus preached. He sighed and hung his head. He had been fishing all night and had caught nothing. Not one single fish!



---

Finally Jesus finished preaching. He turned to Peter and said, “Take the boat into deep water. If you will put your nets in the water, you will catch some fish” (Luke 5:4, ICB). Peter hadn’t caught any fish the whole night. But he chose to listen to Jesus and follow His instructions.

*Splash!* The nets plopped into the water and sank down out of sight (**throw the net out**). ► Peter began to pull up the nets—but something was wrong! The nets were too heavy! He couldn’t lift them out of the water! (**Put toy fish in the net.**)

Peter called to his friends to help him. The fishermen couldn’t believe their eyes. There were so many flipping, flapping fish! It was a miracle!

Jesus said to Peter, “From now on you will catch men” (Luke 5:10). After pulling his boat onto the shore, Peter left it there and followed Jesus.

## Nature Lesson

**Focus:** Jesus wants us to follow Him, just as Mario the Goose followed Dominic.

---

### A Faithful Follower

Mario was a Toulouse Goose. He lived by a big lake in a park in Los Angeles, California, in the United States. One day something special happened. A man named Dominic came to the park to go for a walk. Mario wanted to go too! So Mario started following Dominic. They walked together all the way around the lake. Dominic was surprised, because he hadn’t given Mario any food or done anything to encourage the goose to follow him. Mario had decided to follow him, and that was that.

The next day Dominic came to the park again. What do you think Mario did? Yes, Mario followed Dominic everywhere he went! This became a pattern. Every day Dominic would go to the park to walk with Mario. Mario would wait for him beside the road and follow him around the park. Mario loved Dominic so much that he started trying to protect him. Mario would sometimes honk and flap his wings at dogs or people if he thought they were getting too close to his friend Dominic.

One day Dominic came to visit Mario as usual. Mario was so happy to see his friend! But there was a problem. Mario didn’t want Dominic to leave. After they had walked around the park together, Dominic got onto his scooter to go home. Mario wanted to keep following his friend! Dominic revved the engine and started driving home. Mario flapped his wings and started flying right behind Dominic! What could Dominic do? He didn’t have a place for Mario to live at his house! Dominic slowly drove back to the park and sat down on a bench. He waited for Mario to fall asleep, and then he went home. Dominic still visited Mario every day, but he had to wait for him to fall asleep before he could leave to go home.

One day, the people at the park decided to drain the lake and clean it out. The geese needed to find a new home. Mario and his goose friends were taken to live at the zoo. But that didn’t stop Mario’s friendship with Dominic. Dominic came to the zoo every morning to visit him. Mario and Dominic were faithful friends for the rest of Mario’s life!

Jesus wants us to follow Him faithfully for our whole lives, just as Mario followed Dominic.

- **Will you choose to follow Jesus today?**





## A Net Full of Fish

### What you need:

Week 8 craft template, colored pencils, scissors, glue. (1)

### Create it Together:

1. Color in the craft template and cut out the net of fish. (2)
2. Fold the ends of the net rectangle and glue them to the page, making it bulge in the middle like a net full of fish. (3)





## Kindergarten

YEAR A • QUARTER 3

### Jesus Is My God

- WEEK 1 The Great Promise
- WEEK 2 The Jesus Gift Arrives
- WEEK 3 Finding Jesus, the Gift
- WEEK 4 Guiding and Protecting
- WEEK 5 Grow, Grow, Grow
- WEEK 6 At the Jordan River
- WEEK 7 Tempted in the Desert
- WEEK 8 Follow Jesus
- WEEK 9 **The Wedding Surprise**
- WEEK 10 Food for Thousands
- WEEK 11 Jesus the Teacher
- WEEK 12 The Man in a Tree
- WEEK 13 Jesus' Trip to Capernaum

## Week 9

# The Wedding Surprise

**Bible Reference:** John 2:1-11

**Big Idea** Jesus is my God. He helps me with any problems.

**Memory Verse** "With men this is impossible, but with God all things are possible" (Matthew 19:26).

**References** *The Desire of Ages*, pp. 144-153

### Fundamental Beliefs

Some aspects of the following fundamental beliefs are reflected in this lesson:

- 4. The Son
- 9. The Life, Death, and Resurrection of Christ
- 11. Growing in Christ
- 22. Christian Behavior
- 23. Marriage and the Family

### Word of the Week

**Provide:** To provide is to give someone something they need. Jesus provides you with so many good things. He has given you a family, a home, food, and, most important, His never-ending love.

### Lesson Summary

After Jesus began His ministry, He and His disciples attended a family wedding in Cana. During the celebration the wine (grape juice) ran out, which was a big embarrassment to the hosts. When Jesus' mother, Mary, found out, she went to Jesus with the problem. Jesus instructed the servants to fill six stone jars with water, then to pour some out and take it to the banquet master. They did this, and the water miraculously became wine.

### Learning Goals

The children will:

- Know** that Jesus has the power to do anything.
- Feel** that they can trust their problems to Jesus.
- Respond** by asking Jesus to help them with the challenges in their lives.



# A Quiet Moment . . .

Dear Sabbath School Teacher,

Have you ever had a problem that seemed to have no solution? Something you felt powerless to do anything about?

That's how the family in today's story would have felt. The Bible doesn't tell us how or why it happened. Perhaps there were more wedding guests than expected, or the family simply didn't have enough money for more grape juice—but whatever the case, the results were the same: embarrassment, humiliation, and shame that would last for a long time.

Jesus hadn't fully embarked on His public ministry yet, but He cared enough about this family to come to their aid. His first miracle wasn't as big as multiplying food for thousands or stilling a raging storm. Instead, it was something seemingly small—providing the best possible grape juice for a family gathering. Through this miracle, Jesus showed that He is interested in every detail of each person's life.

Jesus cares about you and your family. He cares about the challenges you are facing. Just as His heart went out to the embarrassed family in Cana, His heart goes out to us when we find ourselves in impossible situations. And the good news is that He has a solution. It may not be exactly what we are expecting, but He will be there, working behind the scenes. Even a family embarrassment can become a blessing for the whole community when we allow Jesus to take charge.

“Our heavenly Father has a thousand ways to provide for us of which we know nothing. Those who accept the one principle of making the service and honor of God supreme will find perplexities vanish and a plain path before their feet” (Ellen G. White, *The Desire of Ages*, p. 330).



# Simple Program Outline

**Big Idea:** Jesus is my God. He helps me with any problems.

## Kindergarten, Year A, Quarter 3, Week 9

### EARLY ARRIVALS

- Gift wrapping activity
- Listen to **"Pack It Up"** as you transition into the program.

### WELCOME AND SONGS

- Welcome
- Songs
  - **"Good Morning, Jesus"** - **"Visitor Song"** and acknowledgment
  - **"My God Will Do It All"** - **"Happy Birthday"** for any child with a birthday this past week
  - **"God Is Always With Me"**

### OFFERING, PRAYER, MEMORY VERSE

- Share a **Mission Fast Fact**.
- Collect offering and sing **"For Jesus."** Show and color **Offering Chart**.
- Sing **"Let's Pray"** before praying.
- Sing **"The Greatest Treasure."** Child holds class Bible.
- **Memory Verse** and **Scripture Song**: "With men this is impossible, but with God all things are possible" (Matthew 19:26).
- **Discuss**: Have you ever tried to do something impossible?

### SECRET SURPRISE BOX (GET READY FOR THE STORY)

- **Activity**: Look for the **hidden gift box** (cups inside).
- **Discussion**: Talk about gifts and wedding gifts.
- Share the **Big Idea: Jesus is my God. He helps me with any problems.**

### TELL THE STORY

- Pray, then use the **Storytelling Props** and **Program PowerPoint**.

### STORY EXPLORER BOX (UNPACK THE STORY)

- **Activity**: Build a **tower with blocks**, each block to represent a problem.
- **Discussion**: Jesus can "knock down" our problems—whether big or small. Child to knock down tower.

### NATURE/MISSION

- **Nature Card 35: Grapes**
- **Mission Story**: "God Provides for Ivan"

### CRAFT

- **Craft**: Jesus' First Miracle
- **Mission Challenge**: Look for someone who seems sad or lonely and give them a smile. Tell them Jesus loves them!
- Sing **"Goodbye Song."**
- **Pray**.

# Program Preparation



## Opening Activities

Source **small boxes, wrapping paper, scissors, tape, stickers, and ribbons**. Print **memory verse cards on cardstock**.

Source items for **Secret Surprise Box: paper or plastic cups** (one per child) into the box, **wedding wrapping paper**.

Source a birthday gift of your choice to give to a child with a birthday this past week.

## Tell the Story

Source **suggested Storytelling Props**: ribbon sticks (used in Year A, Quarter 2), a fancy jug or pitcher, six mason jars (or other clear jars), an empty glass, cups from Secret Surprise Box, grape juice, a large container with water (enough to pour into each of the six jars), red and blue food coloring (place in the bottom of the glass).

Source a **felt set** or the **Program PowerPoint**.

Source items for **Story Explorer Box**: a set of **wooden blocks**.

## Nature/Mission

Print **Nature Card 35: Grapes** for each child.

## Craft Materials

Source **week 9 craft template, colored pencils/markers, scissors, glue**.

# What Do I Need?

## Source From AIJ Website ([www.aliveinjesus.info](http://www.aliveinjesus.info))

### Music:

- "Pack It Up"
- "Good Morning, Jesus"
- "My God Will Do It All"
- "God Is Always With Me"
- "Happy Birthday"
- "Visitor Song"
- "For Jesus"
- "Let's Pray"
- "The Greatest Treasure"
- Scripture Song: "Matthew 19:26"
- "Goodbye Song"



[qr.aij.info\\_KA3Music](http://qr.aij.info_KA3Music)

- Offering Chart
- Mission Fast Fact
- Week 9 Program PowerPoint
- Nature Card 35: Grapes
- Week 9 Craft Template

## Additional Resources to Source

- Offering container
- Bell or sound maker
- Globe or world map
- Small boxes, wrapping paper, scissors, tape, stickers, ribbons.
- Secret Surprise Box: paper or plastic cups and wedding wrapping paper
- Storytelling Props: ribbon sticks (used in Year A, Quarter 2), a fancy jug or pitcher, six mason jars (or other clear jars), an empty glass, cups from Secret Surprise Box, grape juice, a large container with water (enough to pour into each of the six jars), red and blue food coloring
- Story Explorer Box: wooden blocks
- Craft materials (see above)



# Full Program Outline

**Big Idea:** Jesus is my God. He helps me with any problems.

## EARLY ARRIVALS (10 MINUTES BEFORE SABBATH SCHOOL BEGINS)

**CONNECT:** Warmly welcome each child as they arrive at Sabbath school. Ask: **Have you ever been to a party? What was it like?**

**PLAY:** Invite the children to a table where you have laid out **small boxes, wrapping paper, scissors, tape, stickers, ribbons, and memory verse cards**. Have them place a memory verse card inside a box, then wrap and decorate it as a gift to be given to someone.

**SING:** Sing **“Pack It Up”** as you transition into Sabbath School.

## WELCOME AND SONGS (5 MINUTES)

**WELCOME:** Welcome the children as a group to Sabbath School and tell them how glad you are to see them.

**SING:** Sing the following songs with actions and props:

- **“Good Morning, Jesus”**
- **“Happy Birthday”** for any child with a birthday this past week
- **“My God Will Do It All”**
- **“Visitor Song”** and acknowledgment (optional: small gifts for visitors)
- **“God Is Always With Me”**

## OFFERING, PRAYER, MEMORY VERSE (6 MINUTES)

**SHARE:** Share a **Mission Fast Fact** about this quarter's mission offering.

**GIVE:** Talk about how good it is to give our offerings to God's work in the place you just discussed for the Mission Fast Fact. Then sing **“For Jesus”** and invite a child to collect the offering in your offering container. After the money has been counted by an adult, invite a child to color the next section of your **Offering Chart** to show how much has been collected this quarter.

**PRAY:** Sing **“Let's Pray.”** Then pray, thanking God for who He is and everything He gives us. Also pray that the offering will be used where it is most needed and ask Him to help the children understand the special story they will learn about today.

**SING and DISCUSS:** Sing **“The Greatest Treasure,”** and emphasize how special and important the Bible is. Invite one child to come to the front and hold the special class Bible. Show the children how to find the **memory verse, Matthew 19:26**. Ask:

- **Have you ever tried to do something that seemed impossible? What was it?**

**Share:** Sometimes things seem impossible to us, but our **memory verse** tells us something important about God. Sing together the **Matthew 19:26 Scripture Song**: “With men this is impossible, but with God all things are possible.”

## SECRET SURPRISE BOX (7 MINUTES)

**DO:** Play your **bell** or **sound maker**.

- **Who likes gifts?**
- **When do you sometimes give or receive gifts?** (Birthdays, Christmas, weddings, or other occasions in your culture when gifts are given.)

**Share:** Our Secret Surprise Box is hiding somewhere in our room, and today it looks like a gift. Let's all look for it. Give children a few minutes to find the **Secret Surprise Box**.



**DISCUSS:** • I wonder what kind of gift do you think is inside? Let me give you a clue: It's for a wedding.

- **What kinds of gifts do we give people at a wedding?** (Something for their new home.)

Invite the children to open the gift to reveal **some paper or plastic cups** (enough for each child).

**SHARE:** In today's story Jesus went to a wedding, and there was a big problem. Jesus gave the couple a very special gift, and it solved the problem. These cups are a clue to help us find out more about the special gift from Jesus.

Share the **Big Idea: Jesus is my God. He helps me with any problems.**

### TELL THE STORY (10 MINUTES)

 **SHARE:** Pray, asking God to help the children understand today's story. Then share the story, "**The Wedding Surprise**," in an interactive and engaging way, using the **storytelling suggestions** and/or the **Program PowerPoint**.

### STORY EXPLORER BOX (5 MINUTES)

 **DO:** Play your **bell** or **sound maker**, then invite a child to open the **Story Explorer Box** to reveal a set of blocks.

Share: In our story today, the people at the wedding had a big problem that seemed impossible.

- **What are some problems we face that seem hard or sometimes even impossible?** (Cleaning up a big mess, doing my chores cheerfully, sharing with siblings, etc.)

Begin to build a small tower with the blocks. As each problem is mentioned, add another block to the tower.

**Share:** This tower we've built is a small one. Sometimes our problems might be small, but other times our problems might feel very big—like an enormous tower (stretch up tall with arms high). They can seem too hard for us to solve. But no problem is too big or too small for Jesus. He will always find a way to knock down the problems to help us!

Ask a volunteer to come and knock down the tower.

Repeat the **Big Idea: Jesus is my God. He helps me with any problems.**

### NATURE/MISSION (3 MINUTES)

**NATURE COLLECTOR CARD:** • **What kind of fruit reminds you of our story today?** (Grapes.)

Hold up **Nature Card 35: Grapes** and share the following facts:

- Grapes are a type of fruit that grow in clusters of 15 to 300.
- They can be red, black, dark blue, yellow, green—or even orange or pink!
- They are juicy and sweet. They are made up of 81 percent water.
- Some kinds are eaten raw. Other kinds are used for making grape juice.
- Grapes are mentioned many times in the Bible, in both the Old Testament and the New Testament.
- Can you think of other stories in the Bible that mention grapes? (For example, the spies coming back from Canaan, the Last Supper.)

Give each child **Nature Card 35: Grapes** to place in their Nature Collector Bag.

**MISSION STORY:** Share the **Mission Story**, "God Provides for Ivan."

# Full Program Outline Continued




## CRAFT (15 MINUTES)

### **CRAFT: Jesus' First Miracle**

**Share:** Today we learned that we can always trust Jesus to help us with our problems. Even if they seem impossible to us, they are not impossible to Him! We can thank Him for helping us.

When the people in today's story went home from the wedding, they probably told all their friends and neighbors about the special wedding surprise. Let's make a special craft that will help us share this story with others.

 **MISSION CHALLENGE:** This week's Mission Challenge is to **look for someone who seems sad or lonely and give them a smile. Tell them Jesus loves them!** You can also give them the gift you made before Sabbath School this morning to encourage them that with God all things are possible.

**SING:** Sing "**Goodbye Song.**" Share that next week we will learn about a big miracle Jesus performed for thousands of people!


**PRAY:** Pray, thanking God for helping us with our problems and asking Him to help us to trust Him with things that seem impossible.

## Tell the Story **The Wedding Surprise**

**Big Idea:** Jesus is my God. He helps me with any problems.

As you prepare to share this story, please read the student guide for the full, detailed narrative. Include additional props as needed, depending on what you have available. To maximize engagement, avoid reading the story to the children. See the storytelling suggestions at the front of this publication.

### Storytelling Suggestions

- Use **ribbon sticks** (from Quarter 2) where indicated.
- A **jug**.
- Use **six jars** to represent the stone water jars.
- Place an **empty glass** on a flat surface. Place a drop of red and a drop of blue **food coloring** in the bottom of it to make a purple liquid when water is poured into it. Or just pretend with an empty cup.
- Have **cups** available (from the Secret Surprise Box) and **grape juice** for children to taste at the end.
- Show the  pictures from the student guide as you tell the story ([week 9 Program PowerPoint](#)).
- Use a **felt set** or **peg people**, if desired.
- Always use expressive tones and actions to engage the children.

**Pray:** Before you begin, pray. Ask God to help everyone understand today's Bible story. By doing this, you will model how important it is to pray to invite God to teach us from His living Word before we read the Bible.

### TELL THE STORY: QUICK CUES

- Jesus smiled as he arrived at a wedding in Cana. The bride and groom were happy—they were married. Hooray! (**Wave ribbon sticks.**) God created marriage.
- Mary saw Jesus! She gave Him a big hello hug. Others were happy to see Him too. But He didn't want attention. It was the bride and groom's special day.
- In the corner someone was frowning. It was a servant. The grape juice was all gone! (**Show empty jug.**) This was a big problem.



- Mary heard about the problem and went to find Jesus. No problem is too big for Him. “They have no wine,” she told Him (John 2:3).
- Yes, Jesus would help them! Jesus told the servants to fill up six stone water jars with water. They obeyed. *Glug-glug-glug* (count water jars).
- “Now take some out and give it to the master of the feast,” Jesus said (John 2:8, ICB). (Pour water into glass.)
- *Sip, sip.* The master’s eyes lit up! “People always serve the best wine first. . . . But you have saved the best wine till now,” he said to the groom (John 2:10, ICB).
- It was a miracle! It was a miracle! Jesus had turned water into pure grape juice! He had provided just what they needed.
- The servants told the guests. The guests told their friends back home. Everyone began to talk about Jesus. He had done a miracle to solve a big problem. Jesus loves to help us with our problems too. (Let the children try a little grape juice in cups if appropriate.)

## TELL THE STORY

► Jesus smiled as he arrived at the wedding in Cana. Happy music filled the air. People talked and laughed. Everyone was full of joy!

The bride and groom sat together, eating delicious food and sipping grape juice. They were married! Hooray! (Wave ribbon sticks.)

Marriage is something very special that God created. It’s a forever promise between a man and a woman who love each other.

The bride and groom’s family had come from all over the country to celebrate. Jesus and His disciples had come too.

► Mary saw Jesus, her Son. She was very happy! She hadn’t seen Him for many weeks. She must have given Him a big hello hug.

Lots of other people were excited to see Jesus too! They had heard wonderful things about Him. But Jesus didn’t want lots of attention. It was the bride and groom’s special day. He had come to quietly enjoy the wedding party and to share the joy of the bride and groom. Everywhere Jesus went, He also wanted people to know God more.

► But over in the corner someone was frowning. The wedding servant shook his head as he peered into another empty jar (pick up the empty jug). It should have been full of sweet grape juice. But it was empty! *Oh, no* (show the jug is empty). He picked up another jar. It was empty too! Empty. Empty. Empty. No more grape juice was left.

*Oh, no!* The party was nowhere near finished. The bride and groom would be so upset if they knew the grape juice was all gone!

The servants whispered to each other. How would they find more grape juice? There were no shops to go to. There was no way to get any more grape juice.

Soon Mary heard about their problem. ► She hurried over to Jesus and said, “They have no wine” (John 2:3). Mary knew she could go to Jesus for help. No problem is too big for Him!

Jesus looked at the worried servants and their empty jars. Yes, He would help them!

By the door stood six empty water jars made of stone (point to jars). ► Jesus turned to the servants and said, “Fill the waterpots with water” (John 2:7).

The servants obeyed. *Glug-glug-glug. Glug-glug-glug.* The water splished and splashed into the big heavy jars. (Count jars.) One . . . two . . . three . . . four . . . five . . . six jars were filled to the top.

“Draw some out now, and take it to the master of the feast,” Jesus said (John 2:8).

The servants were confused. But they chose to trust Jesus and obey Him. Carefully they poured the water into a cup and gave it to the master (pretend to pour into cup).



---

*Sip, sip.* His eyes opened wide. Then his lips turned up into a smile. This wasn't a cup of water! This was the sweetest, freshest, most delicious grape juice He had ever tasted!

"People always serve the best wine first," he said to the groom. "But you have saved the best wine till now" (John 2:10, ICB).

► It was a miracle! Jesus had turned water into the purest grape juice! He had provided just what they needed.

The servants told the guests. The guests told their friends back home. Everyone began to talk about Jesus. He had done a miracle to solve their problem. Jesus loves to help us with our problems too. *(Let the children try a little grape juice in cups if appropriate.)*

# Mission Story

**Focus:** God provides for us when we choose to be faithful to Him.

---

## God Provides for Ivan

**Location:** Help a child locate **Russia** on your **globe** or **world map**.

Ivan loved to write, so he was excited when he heard about a big contest in which all children from across Russia were invited to write a story about outer space. The authors of the best stories would get to meet a real-life cosmonaut, a person who has been in space!

Ivan sat down and wrote his story. Then he prayed for God to bless it as he sent it off.

Three months passed. Ivan waited and waited. One day he received a letter that he had won! His story had been chosen as the best in his age group. Ivan was so happy—he knew God had heard his prayer.

Ivan was invited to go to a seashore town to meet a cosmonaut at a special prize ceremony. He was so excited!

But then he saw that the prize ceremony was scheduled for the Sabbath. He knew that he could not go. He wanted to keep the Sabbath, God's special day of worship. Ivan was deeply disappointed, but he decided to pray again. He knew that God hears prayers.

On the Sabbath when Ivan was supposed to meet the cosmonaut at the prize ceremony, he chose to be faithful and meet with God at church instead.

Now, it just so happened that the cosmonaut saw that one of the winners of the story-writing contest had missed the prize ceremony. He wanted to meet the boy who was such a good storywriter. Ivan was very surprised when the cosmonaut showed up a short time later at his Seventh-day Adventist school. All the children gathered in the auditorium. The cosmonaut stood on the stage, and the principal called for Ivan to come to the front. All the children clapped and cheered loudly for Ivan.

The cosmonaut congratulated a beaming Ivan. He gave Ivan a collection of books about space, two hats, and several badges just like the ones cosmonauts wear on their spacesuits in outer space.

Ivan couldn't have been happier. God had heard his prayers. He, and all the children at the school, got to meet a real-life cosmonaut because he had been faithful to God and kept the Sabbath holy. God had provided for him!




## Jesus' First Miracle

### What you need:

Week 9 craft template, colored pencils/markers, scissors, glue. (1)

### Create it Together:

1. Color in the craft template and cut out the pieces. (2)
2. Fold the tab on the blue water and glue on top of the wine tab. (3)
3. Fold the tab on the jug and glue on top of the water. Use the craft to retell the story to someone. (4)





## Kindergarten

YEAR A • QUARTER 3

### Jesus Is My God

- WEEK 1 The Great Promise
- WEEK 2 The Jesus Gift Arrives
- WEEK 3 Finding Jesus, the Gift
- WEEK 4 Guiding and Protecting
- WEEK 5 Grow, Grow, Grow
- WEEK 6 At the Jordan River
- WEEK 7 Tempted in the Desert
- WEEK 8 Follow Jesus
- WEEK 9 The Wedding Surprise
- WEEK 10 **Food for Thousands**
- WEEK 11 Jesus the Teacher
- WEEK 12 The Man in a Tree
- WEEK 13 Jesus' Trip to Capernaum

## Week 10

# Food for Thousands

**Bible References:** Matthew 14:13-21; Mark 6:30-44; Luke 9:10-17; John 6:1-14

**Big Idea** Jesus is my God. He gives me all I need.

**Memory Verse** "Give us this day our daily bread" (Matthew 6:11).

**References** *The Desire of Ages*, pp. 364-371

### Fundamental Beliefs

Some aspects of the following fundamental beliefs are reflected in this lesson:

- 1. The Holy Scriptures
- 4. The Son
- 9. The Life, Death, and Resurrection of Christ
- 11. Growing in Christ
- 21. Stewardship

### Word of the Week

**Give:** When we give something, we take something we have and make it someone else's. Jesus loves to give us the things we need, such as food, family, and a warm, safe place to sleep at night.

### Lesson Summary

Crowds of people followed Jesus, and He spent all day teaching them. As evening approached, the crowds were hungry. Jesus told the disciples to feed them. The disciples found a boy who had five barley loaves and two small fish, and he gave them to Jesus. Jesus blessed them, broke them, and gave them to the disciples to pass out to the people. Jesus multiplied what they had, and everyone had enough to eat, with 12 full baskets left over.

### Learning Goals

The children will:

**Know** that Jesus notices when they have a need.

**Feel** safe knowing they can trust Jesus to meet their needs.

**Respond** by helping to meet the needs of others.



# A Quiet Moment . . .

Dear Sabbath School Teacher,

Leftovers—in some homes they can be hard to come by, especially with hungry children or teenagers who are gobbling up whatever food has been prepared. But on those rare occasions that something is left after a family meal, contemplate what these leftovers represent: You made enough. Everyone is satisfied. There's more to share.

The story of Jesus feeding the multitude did not begin this way. Instead, it began with a desperate need: thousands of hungry people and a meal prepared for one. Everyone could see that just five barley loaves and two small fish was completely inadequate—everyone except Jesus.

He asked them to sit down, then He blessed the food and gave it to His disciples to distribute. As He divided the loaves and fish, it multiplied in His hands. "So they all ate and were filled. And they took up twelve baskets full of fragments and of the fish" (Mark 6:42, 43).

There they were—the leftovers. Evidence that the little He had to start with was perfectly adequate, considering whose hands they were in. Evidence that everyone had all they needed; enough to be completely satisfied. And there was even a little bit extra, so that those who experienced the miracle would have something to share with others.

May you experience the wonder of God's provision this week as you prepare to teach this lesson to the children in your class, and may you and the children be encouraged to trust that God will provide for all your needs.

"The means in our possession may not seem to be sufficient for the work; but if we will move forward in faith, believing in the all-sufficient power of God, abundant resources will open before us. If the work be of God, He Himself will provide the means for its accomplishment" (Ellen G. White, *The Desire of Ages*, p. 371).





# Simple Program Outline

**Big Idea:** Jesus is my God. He gives me all I need.

## Kindergarten, Year A, Quarter 3, Week 10

### EARLY ARRIVALS

- Fishing activity
- Sing **“Pack It Up”** as you transition into the program.

### WELCOME AND SONGS

- Welcome
- Songs
  - **“Good Morning, Jesus”** - **“Happy Birthday”** for any child with a birthday this past week
  - **“Jesus Is My Shepherd”** - **“Visitor Song”** and acknowledgment
  - **“God Is Our Loving Father”**

### OFFERING, PRAYER, MEMORY VERSE

- Share a **Mission Fast Fact**.
- Collect offering and sing **“For Jesus.”** Show and color **Offering Chart**.
- Sing **“When I Kneel Down to Pray”** before praying.
- Sing **“The Greatest Treasure.”** Child holds class Bible.
- **Memory Verse** and **Scripture Song**: “Give us this day our daily bread” (Matthew 6:11).
- **Discuss**: What God gives us; daily bread (God’s Word).

### SECRET SURPRISE BOX (GET READY FOR THE STORY)

- **Activity: Bubble sharing.** A little goes a long way.
- Share the **Big Idea: Jesus is my God. He gives me all I need.**

### TELL THE STORY

- Pray, then use the **Storytelling Props** and **Program PowerPoint**.

### STORY EXPLORER BOX (UNPACK THE STORY)

- **Object lesson: Corner cutting.** The more corners that are cut, the more there are.
- **Discussion:** Jesus is the opposite of selfish. He loves to give; we can be like Him.

### NATURE/MISSION

- **Nature Card 36: Barley**
- **Nature Lesson:** “The Humble Barley Plant”

### CRAFT

- **Craft:** Multiplying Loaves and Fish
- **Review**
- **Mission Challenge:** Share this week’s **Big Idea** with your **new friend in the community**.
- Sing **“Goodbye Song.”**
- **Pray.**



# Program Preparation

## Opening Activities

Source a **magnetic fishing rod** and **fish** or make your own. Cut out fish shapes on heavy cardstock or felt. Glue a metal washer to the fish or tie with string or yarn. Glue a magnet to the end of a stick or dowel to use as your fishing rod.

Source items for **Secret Surprise Box: A small container of bubble solution**. (Empty most of it out, leaving only enough to make plenty of bubbles for the children in your class to catch and pop.)

Source a birthday gift of your choice to give to a child with a birthday this past week.

## Tell the Story

Source **suggested Storytelling Props**: a basket, five bread rolls (or pita breads), two toy/paper fish, one or more picnic blankets (large enough for your class to sit on), and a healthy snack placed in a small cup for each child (two pieces of melon cut into fish shapes, and five crackers).

Source a **felt set** or the **Program PowerPoint**.

Source items for **Story Explorer Box**: a piece of **paper** and a pair of **scissors**.

## Nature/Mission

Print **Nature Card 36: Barley** for each child.

Print **pictures of barley** at different stages of growth, as well as a picture of a scythe.

## Craft Materials

Source **week 10 craft template**, **colored pencils/markers**, **scissors**, **glue or tape**.

# What Do I Need?

## Source From AIJ Website ([www.aliveinjesus.info](http://www.aliveinjesus.info))

### Music:

- "Pack It Up"
- "Good Morning, Jesus"
- "Jesus Is My Shepherd"
- "God Is Our Loving Father"
- "Happy Birthday"
- "Visitor Song"
- "For Jesus"
- "When I Kneel Down to Pray"
- "The Greatest Treasure"
- Scripture Song: "Matthew 6:11"
- "Goodbye Song"



*qr.aij.info\_KA3Music*

- Offering Chart
- Mission Fast Fact
- Week 10 Program PowerPoint
- Nature Card 36: Barley
- Pictures of barley and scythe
- Week 10 Craft Template

## Additional Resources to Source

- Offering container
- Bell or sound maker
- Globe or world map
- Magnetic fishing rod and fish (glue, scissors, magnets, dowels/sticks)
- Secret Surprise Box: small container of bubble solution
- Storytelling Props: a basket, five bread rolls (or pita breads), two toy/paper fish, picnic blankets, a snack in a small cup for each child (two pieces of melon cut into fish shapes, and five crackers)
- Story Explorer Box: a piece of paper and a pair of scissors
- Craft materials (see above)

# Full Program Outline



**Big Idea:** Jesus is my God. He gives me all I need.

## EARLY ARRIVALS (10 MINUTES BEFORE SABBATH SCHOOL BEGINS)

**CONNECT:** Welcome each child at their eye level as they arrive at Sabbath school. Ask: **What is your favorite food?**

**DO:** Invite the children to take turns “fishing” using a **magnetic fishing rod** and **fish**.

**SING:** Sing **“Pack It Up”** as you transition into Sabbath School.

## WELCOME AND SONGS (5 MINUTES)

**WELCOME:** Welcome the children as a group to Sabbath School and tell them how pleased you are to see them.

**SING:** Sing the following songs with actions and props:

- **“Good Morning, Jesus”**
- **“Happy Birthday”** for any child with a birthday this past week
- **“Jesus Is My Shepherd”**
- **“Visitor Song”** and acknowledgment
- **“God Is Our Loving Father”**

## OFFERING, PRAYER, MEMORY VERSE (6 MINUTES)

**SHARE:** Share a Mission Fast Fact about this quarter’s mission offering.

**GIVE:** Explain that it’s a blessing for us to give to Jesus. No matter if we give a lot or a little, Jesus can take the little amount we give and multiply it into something bigger to help His work. Sing **“For Jesus”** and invite a child to collect the offering in your offering container. After the money has been counted by an adult, invite a child to color the next section of your **Offering Chart** to show how much has been collected this quarter.

**PRAY:** Invite the children to now talk to God in heaven. What a special thing to do! Sing **“When I Kneel Down to Pray.”** Then pray that God will take the offering to be used where it is most needed and ask Him to help the children understand the special story they will learn about today.

**SING and DISCUSS:** Sing **“The Greatest Treasure.”** Explain that no matter how often we read our Bible, God always has something new to teach us. Invite one child to come to the front and hold the special class Bible. Show the children how to find the **memory verse, Matthew 6:11**. Say the memory verse and listen to and sing the **Matthew 6:11 Scripture Song:** “Give us this day our daily bread.”

- **What are some things God gives us?** (Families, homes, pets, food, etc.)
- **Our memory verse tells us something important God gives us, something we can't live without. What is it?** (Daily bread, which is God’s Word, the Bible.)

## SECRET SURPRISE BOX (7 MINUTES)

**J DO:** Play your **bell** or **sound maker**, then invite a child to open the **Secret Surprise Box** to reveal a **bubble container with only a little solution inside**.

Invite the children to look at the liquid inside the container.

- **What’s inside?** (Bubble solution.)
- **Is it very much?** (No.)

**Share:** Maybe there is only enough bubble solution for me.

- **Shall I keep it all to myself?** (No!)

Tell the children that you are going to share it with them, and that we will see how many bubbles we can blow with what we have. Blow some bubbles for the children to pop. Point out how many bubbles come from just a little bit of bubble solution.



### SECRET SURPRISE BOX (7 MINUTES)

**J DISCUSS:** • Was there enough bubble solution?

- Did it look like much at first?

**SHARE:** In our story today, Jesus had only a little of something, but when He blessed it and shared it with others, there was plenty for everyone.

Share the **Big Idea: Jesus is my God. He gives me all I need.**

### TELL THE STORY (10 MINUTES)

**G SHARE:** Pray, asking God to help the children understand today's story. Then share the story, "**Food for Thousands**," in an interactive and engaging way, using the **storytelling suggestions** and/or the **Program PowerPoint**.

### STORY EXPLORER BOX (5 MINUTES)

**H DO:** Play your **bell** or **sound maker**, then invite a child to open the **Story Explorer Box** to reveal a piece of paper and a pair of scissors.

**Share:** This piece of paper represents the boy's lunch in our story today. He had only five loaves and two small fish. That wasn't enough to feed thousands of people!

- **How many corners does this piece of paper have?** (Count them: four.)
- **If I want to give each of you a corner of the paper, will there be enough?** (No. If you have less than four students, ask if there will be enough for everyone at church today.)

Tell the children that you are going to try anyway. Cut off one corner and give it to a child.

- **How many corners are left now?** (They may say "three." Point out that there are now five corners.)

Cut off another corner and hand it to another child. Count the remaining corners on your piece of paper. Continue until each child has a corner. Point out that the more corners you cut off, the more corners you have left.

**Teaching Point:** Sometimes we might feel as though we don't want to give what we have to others. We sometimes feel selfish. But God is the opposite of selfish. He always gives. We should remember that it's God who gives us all that we have, and He also gives us all we need. He asks us to share with others, just as the little boy shared his lunch with Jesus. Do you need to share with others more?

Repeat the **Big Idea: Jesus is my God. He gives me all I need.**

### NATURE/MISSION (7 MINUTES)

**NATURE LESSON:** Share the **Nature Lesson, "The Humble Barley Plant."** Give each child **Nature Card 36: Barley** to place in their Nature Collector Bag.

### CRAFT (15 MINUTES)

**L CRAFT: Multiplying Loaves and Fish.** After completing the craft, the children can practice telling each other the story about the food multiplying as they show how more food appears in their craft basket. When all children have finished their crafts, invite them to hold them up and say together, "God gives me all I need!"

Alternatively, show children how to make bread dough, which they can take home, bake, and share with someone.

**REVIEW:** Today we learned that Jesus gives us everything we need and more! When we can share what we have with Jesus and with others, He will multiply it.

# Full Program Outline Continued



## CRAFT (15 MINUTES)

**MISSION CHALLENGE:** Talk about how amazing today's story really is, and that Jesus gives us all we need! This week's Mission Challenge is to **share this week's Big Idea with your new friend in the community.**

Repeat the **Big Idea: Jesus is my God. He gives me all I need.**

**SING:** Sing "Goodbye Song." Share that next week we will learn about something else Jesus did that was very important.

**PRAY:** Pray, and include thanking God for giving us everything we need and asking Him to help us share what we have with others.

## Tell the Story **Food for Thousands**

**Big Idea:** Jesus is my God. He gives me all I need.

As you prepare to share this story, please read the student guide for the full, detailed narrative. Include additional props as needed, depending on what you have available. To maximize engagement, avoid reading the story to the children. See the storytelling suggestions at the front of this publication.

### Storytelling Suggestions

- Give a **basket** containing **five bread rolls** (or pita breads) and **two toy/paper fish** to a child to represent the little boy who shared his lunch.
- Spread out a **picnic blanket** for the children to sit on.
- Give children some bread (or crackers or a **healthy snack** that's relevant to your culture to represent the loaves and fish; be mindful of allergies).
- Use a basket to pretend to collect the leftovers.
- Show the ► pictures from the student guide as you tell the story ([week 10 Program PowerPoint](#)).
- Use a **felt set** or **peg people**, if desired.
- Always use expressive tones and actions to engage the children.

**Pray:** Before you begin, pray. Ask God to help everyone understand today's Bible story. By doing this, you will model how important it is to pray to invite God to teach us from His living Word before we read the Bible.

### TELL THE STORY: QUICK CUES

- Jesus' disciples were tired, really tired (**children copy yawn**). Jesus invited them to come in a boat with Him to the other side of the lake. Here they would rest.
- The crowd saw His boat sail away. They ran around the lake to meet Him. Run, run, run! (**Lead children on a run, then back to seats.**)
- Jesus saw that the people needed Him. He began to heal them and tell them stories.
- The sun began to set. The people were very hungry. They'd forgotten to bring any food (**children rub their tummies**).
- The disciples told Jesus to send the people away.
- But Jesus said, "You give them food to eat" (Mark 6:37, ICB). The disciples frowned. They didn't have food—or money to buy food for the big crowd!



- 
- “How many loaves of bread do you have now? Go and see,” Jesus said (Mark 6:38, ICB). (Ask each child if they have any bread.) No one had any food!
  - One little boy had food to share with Jesus! What was in his basket? (Take out items as you count.) There were five loaves of bread, and two small fish.
  - Jesus asked the people to sit down. (Spread picnic blanket and invite the children to sit on it). He thanked God for the food, divided the bread and fish into pieces, and gave them to His disciples to pass out (pass out small pieces of bread).
  - The more food they passed out, the more they had left. It was a miracle! Jesus fed thousands of people.
  - Mmm, yum! The people ate until they were full. Jesus sent the disciples to collect the leftovers. There were 12 full baskets of food leftover.
  - Jesus had given the people what they needed and so much more! He will do the same for you.
- 

## TELL THE STORY

► Jesus' disciples were tired, really tired (children copy yawn). It had been a big and busy day, with lots of crowds.

“Come with me,” Jesus said. “We will go to a quiet place to be alone. There we will get some rest” (Mark 6:31, ICB).

The disciples slowly followed Jesus down to a boat on a lake. They pushed it out into the water and climbed in. Ahh, time for some quiet rest. The boat glided through the water toward the other side of the lake.

But back on the shore the people noticed Jesus leaving. They weren't ready to say goodbye to Jesus yet! They began to run, run run (running action) around the lake! (Lead the children around the room, then back to their seats.)

The people ran so fast that they got to the other side of the lake before Jesus and the disciples did!

► Jesus looked at the people with love and care. He could see that they needed Him. He began to heal those who were sick. Then He told a story, and then another story.

Days passed and it was another evening as the sun began to set. What a wonderful day it had been with Jesus! No one wanted the day to end. But the people's tummies began to rumble. They were very hungry! (Invite children to rub their tummies.)

Oh, no. What would they do? They were a long way from home or any town. And they didn't have any food. In the rush to follow Jesus, they had forgotten to pack a lunch or a dinner!

► The disciples told Jesus about the hungry people. They said, “Send the people away. They need to go to the farms and towns around here to buy some food to eat” (Mark 6:36, ICB).

Jesus smiled and shook His head. He had a better idea. “You give them something to eat,” He said (Mark 6:37).

The disciples frowned. They didn't have any food or any money to buy food for so many people. There were thousands in the crowd!

This problem was way too big for the disciples, but not for Jesus. He asked the disciples, “How many loaves do you have? Go and see” (Mark 6:38).

(Ask each child, except the boy with the basket, if they have any bread.) Nobody had any food!

► Finally Andrew stepped forward with a little boy (invite the boy with the basket to come to the front). One little boy, in the big, big crowd, had something to share. What was in his lunch basket? (Take out items as you count.) There were one, two, three, four, five loaves of bread, plus one, two small fish.

Jesus took the little basket in His hands. He smiled thankfully at the boy. The boy's tummy must have been rumbling too, but he was happy to share with Jesus.

Jesus asked the people to sit down. (Spread picnic blanket and invite the children to sit down on it.) Then looking up to heaven, Jesus prayed. He thanked God for the basket of food that the boy had shared with Him. Then He divided the bread and fish into pieces and gave them to His disciples to pass to the crowd.



---

(Invite two children to help you pass out some bread.) *Some for you, some for you, and some for you too!*

► It was then that something amazing happened. The bread and fish kept coming. No matter how much food the disciples handed out, there was always more to share!

Hooray! The disciples laughed, and the crowds smiled. Jesus was feeding thousands of hungry people from just five loaves and two small fish. It was a miracle!

*Mmm, yum!* The people happily ate until they were full. ► Then Jesus sent the disciples to collect the leftover pieces of bread and fish that hadn't been eaten. They collected 12 full baskets of food!

Jesus gave the people what they needed and so much more. He will also do the same for you.

Repeat the **Big Idea: Jesus is my God. He gives me all I need.**

## Nature Lesson

**Focus:** Jesus used humble barley loaves to feed the multitude. He gives us what we need, so we can share with others.

---

### The Humble Barley Plant

In Bible times barley was an important food that poor people ate.

People planted barley in the wintertime or springtime. It started out as a little seed (*show picture of barley grains*). Then it grew into a little plant that looked like bright-green grass (*show picture of small barley plant*). Eventually, it grew a tall stalk with seeds on it. The seeds had long spikes on top.

In summertime the whole plant would turn a beautiful golden color. This meant it was time to harvest the barley! (*Show picture of ripe barley.*) Men would use a special tool called a scythe to cut it down (*show picture of scythe*). Then they would separate the grains from the stalks. Sometimes they had animals walk over the stalks of grain to help them do this. Eventually they would grind the grains into flour to make into bread.

In today's story Jesus didn't give the people fancy food that only rich people could afford. Instead, He multiplied the humble barley loaves the little boy shared with Him, and everyone had plenty to eat.

• **What do you have that you could share with others?** (*It might be something like barley, but Jesus can use it if you are willing to share it.*)







## Multiplying Loaves and Fish

### What you need:

Week 10 craft template, colored pencils/markers, scissors, and glue or tape. (1)

### Create it Together:

1. Color in the basket and cut out. (2)
2. Fold the basket horizontally along the middle, then tape or glue just the sides together to make a pocket. (3)
3. Cut out the "loaves and fish" cards and slide them into the "basket." Retell the story to someone and show them how the loaves and fish multiplied, as you pull out one card at a time. (4)



## Resources

### Pictures of Barley at Different Stages of Growth

Download and print the pictures from the Alive in Jesus website, [www.aliveinjesus.info](http://www.aliveinjesus.info).





## Kindergarten

YEAR A • QUARTER 3

### Jesus Is My God

- WEEK 1 The Great Promise
- WEEK 2 The Jesus Gift Arrives
- WEEK 3 Finding Jesus, the Gift
- WEEK 4 Guiding and Protecting
- WEEK 5 Grow, Grow, Grow
- WEEK 6 At the Jordan River
- WEEK 7 Tempted in the Desert
- WEEK 8 Follow Jesus
- WEEK 9 The Wedding Surprise
- WEEK 10 Food for Thousands
- WEEK 11 **Jesus the Teacher**
- WEEK 12 The Man in a Tree
- WEEK 13 Jesus' Trip to Capernaum

## Week 11

# Jesus the Teacher

**Bible References:** Matthew 5:14-16; 6:9-13; 13:31-34; Luke 6:43-49

**Big Idea** Jesus is my God. He wants to teach me.

**Memory Verse** "More than that, blessed are those who hear the word of God and keep it!" (Luke 11:28).

**References** *The Desire of Ages*, pp. 298-314

### Fundamental Beliefs

Some aspects of the following fundamental beliefs are reflected in this lesson:

1. The Holy Scriptures
3. The Father
4. The Son
5. The Holy Spirit
7. The Nature of Humanity
9. The Life, Death, and Resurrection of Christ
10. The Experience of Salvation
11. Growing in Christ

### Word of the Week

**Listen:** To listen is to pay attention to sound. When we pay attention to the words someone is saying, we are listening. Jesus asks us to listen to His wise words, and then do what He says.

### Lesson Summary

Jesus told simple stories about light, mustard seeds, and fruit. Then He told about two builders—one who built his house on shallow sand, and another who built on solid rock. When a storm came, the house on the sand fell down, while the house built on the rock was safe and secure. Jesus told His listeners that the rock is like God, and we are safe when we build our lives on Him. Jesus also taught the people how to pray so they would stay connected to God.

### Learning Goals

The children will:  
**Know** that prayer helps them stay connected to Jesus.  
**Feel** excited to listen to Jesus' stories.  
**Respond** by choosing to pray and listen to Jesus' stories.



# A Quiet Moment . . .

Dear Sabbath School Teacher,

Good stories, told well, engage our imagination, challenge our thinking, draw us in, and leave lasting memories. For this reason, we can remember certain stories many years after first hearing them.

It's no wonder Jesus told so many stories throughout His ministry! In sharing stories, He was able to appeal to people from many different walks of life. Landowners, builders, fishermen, shepherds, farmers, and homemakers could relate to His stories of vineyards, building projects, sheep, seeds, and lamps. Often, His stories contained a surprising twist—something unexpected that left the hearers thinking in ways they'd never considered before.

"He made truth beautiful by presenting it in the most direct and simple way. His language was pure, refined, and clear as a running stream. His voice was as music

to those who had listened to the monotonous tones of the rabbis. But while His teaching was simple, He spoke as one having authority (Ellen G. White, *The Desire of Ages*, p. 253).

The life of Jesus Himself has been called "the greatest story ever told." It was this story that compelled the disciples to change the world in their generation. Even today, 2,000 years after Jesus lived on earth, people are still talking about Him and retelling the stories He told. We too are changed when we contemplate Jesus' life and allow His teachings to sink deep into our hearts.

May the stories you share with the children this week change your heart. And may you be inspired by Jesus to tell them simply and beautifully to the children so that they too may be drawn to our loving Savior.

# Simple Program Outline



**Big Idea:** Jesus is my God. He wants to teach me.

## Kindergarten, Year A, Quarter 3, Week 11

### EARLY ARRIVALS

- Musical statues game—emphasize the importance of listening.
- Listen to **“Pack It Up”** as you transition into the program.

### WELCOME AND SONGS

- Welcome
- Songs
  - **“Good Morning, Jesus”**
  - **“Jesus Loves Me and I Love Jesus”**
  - **“I Will Serve You, Jesus”**
  - **“Happy Birthday”** for any child with a birthday this past week
  - **“Visitor Song”** and acknowledgment

### OFFERING, PRAYER, MEMORY VERSE

- Share a **Mission Fast Fact**.
- Collect offering and sing **“For Jesus.”** Show and color **Offering Chart**.
- Sing **“Let’s Pray”** before praying.
- Sing **“The Greatest Treasure.”** Child holds class Bible.
- **Memory Verse** and **Scripture Song**: “More than that, blessed are those who hear the word of God and keep it!” (Luke 11:28).
- **Discuss**: Obeying parents; obeying God.

### SECRET SURPRISE BOX (GET READY FOR THE STORY)

- **Listening Picture Cards** and a **fly swatter** for a game on listening
- **Discussion**: How parents teach us and how Jesus wants to teach us
- Share **Big Idea: Jesus is my God. He wants to teach me.**

### TELL THE STORY

- Pray, then use the **Storytelling Props** and **Program PowerPoint**.

### STORY EXPLORER BOX (UNPACK THE STORY)

- **Activity**: A phone. Place a phone call to the pastor or another adult the children will recognize. Discuss how this can help us stay connected to people we can't see, similar to prayer.

### NATURE/MISSION

- **Nature Card 37: Long-Eared Jerboa**
- **Mission Story**: “Changed by a Story”

### CRAFT

- **Craft**: House on a Rock
- **Mission Challenge**: Make a card or drawing and have an adult add your favorite memory verse from this quarter. Give it to your new friend.
- **Apply**: Stay connected to Jesus by talking to Him every day, as He taught us.
- Sing **“Goodbye Song.”**
- **Pray**.



# Program Preparation

## Opening Activities

Source **music** for the **musical statues game**.

Source items for **Secret Surprise Box: Listening Picture Cards** with common things parents teach their children (how to make a bed, how to tie shoes, how to put things away to keep a room neat and tidy, how to wash dishes, and safety skills, such as not touching a hot stove and looking both ways before crossing a street, etc.) and a **fly swatter**.

Source a birthday gift of your choice to give to a child with a birthday this past week.

## Tell the Story

Source items for **suggested Storytelling Props**: a candle, matches, and a bowl; mustard seeds and several other kinds of seeds to compare sizes (e.g., cucumber, pumpkin, and avocado); figs (or a local fruit) for children to taste, if appropriate; two houses built from Lego bricks or other materials; a tray of sand and a brick; a spray bottle filled with water; and a hair dryer.

Prepare to play “**The Lord’s Prayer**” song.

Source a **felt set** or the **Program PowerPoint**.

**Story Explorer Box: a phone**. Arrange to call the pastor or another person the children will recognize. Instruct the person you call to tell the children how important it is to stay connected to Jesus, just as the house stayed firmly connected to the rock.

## Nature/Mission

Print **Nature Card 37: Long-Eared Jerboa** for each child.

## Craft Materials

Print **week 11 craft template** on colored paper, and source **scissors, glue sticks, markers, craft glue, rocks**.

# What Do I Need?

## Source From AIJ Website ([www.aliveinjesus.info](http://www.aliveinjesus.info))

- Music:
  - “Pack It Up”
  - “Good Morning, Jesus”
  - “Jesus Loves Me, and I Love Jesus”
  - “I Will Serve You, Jesus”
  - “Happy Birthday”
  - “Visitor Song”
  - “For Jesus”
  - “Let’s Pray”
  - “The Greatest Treasure”
  - Scripture Song, “Luke 11:28”
  - “The Lord’s Prayer”
  - “Goodbye Song”



[qr.aij.info\\_KA3Music](http://qr.aij.info_KA3Music)

- Listening Picture Cards
- Offering Chart
- Mission Fast Fact
- Picture PowerPoint for week 11
- Nature Card 37: Long-Eared Jerboa
- Week 11 craft template

## Additional Resources to Source

- Offering container
- Bell or sound maker
- Map or globe
- Secret Surprise Box: fly swatter
- Storytelling Props: a candle, matches, a bowl; mustard seeds, several seeds of varying sizes; figs (or a local fruit); two houses built from Lego bricks or other materials; a tray of sand, a brick; a spray bottle filled with water; and a hair dryer.
- Story Explorer Box: a phone
- Craft materials (see above)



# Full Program Outline

**Big Idea:** Jesus is my God. He wants to teach me.

## EARLY ARRIVALS (10 MINUTES BEFORE SABBATH SCHOOL BEGINS)

**CONNECT:** Warmly welcome each child with a smile as they arrive at Sabbath school.

- What is your favorite story?
- What do you like about it?

**DO:** Invite the children to play a musical statues game. Play some AIJ program music and have the children walk around the room while the music plays. As soon as the music stops, the children should freeze in the position they are in. Praise them for listening carefully.

**SING:** Sing “Pack It Up” as you transition into Sabbath School.

## WELCOME AND SONGS (5 MINUTES)

**WELCOME:** Warmly welcome the children to Sabbath School and tell them how glad you are that they are here. Truly Sabbath is the best day of all and today will be another wonderful Sabbath School to share together.

**SING:** Sing the following songs with actions and props:

- “Good Morning, Jesus”
- “Happy Birthday” for any child with a birthday this past week
- “Jesus Loves Me and I Love Jesus”
- “Visitor Song” and acknowledgment
- “I Will Serve You, Jesus”

## OFFERING, PRAYER, MEMORY VERSE (5 MINUTES)

**SHARE:** Share a **Mission Fast Fact** about this quarter’s mission offering, showing a map and engaging the children to appreciate the country where their offering is going.

**GIVE:** Talk about how good it is to give Jesus our offerings, since all we have has come from Him. Sing “For Jesus” and invite a child to collect the offering in your offering container. After the money has been counted by an adult, invite a child to color the next section of your **Offering Chart** to show how much has been collected this quarter.

**PRAY:** Sing “Let’s Pray,” and talk about how good it is to thank God and ask Him to bless our time in Sabbath School today. Invite a child to pray to thank God for how good and kind He is, and then pray that God will take the offering to be used where it is most needed.

**SING and DISCUSS:** Invite a child to come to the front to sit on a chair to hold the special class Bible. Sing “The Greatest Treasure.” Then show the children how to find the **memory verse, Luke 11:28**. Ask:

- What should we do when we hear Mom or Dad tell us something important? (We should listen to them and obey.)

Explain that our memory verse also tells us what we should do when we hear God’s Word. Read the memory verse and listen to and sing the **Luke 11:28 Scripture Song**: “More than that, blessed are those who hear the word of God and keep it!”

## SECRET SURPRISE BOX (5 MINUTES)

**DO:** Play your **bell** or **sound maker**, then invite a child to open the **Secret Surprise Box** to reveal the **Listening Picture Cards**, showing common things parents teach their children, and a **fly swatter**.

Invite children to take turns playing a short game. Lay out the cards on the floor and have the children gather around them. Give the first child a fly swatter and ask them to quickly swat the card that represents what they hear you say. For each child, call out their name and tell them to do a task represented on one of the cards. (For example: “Emma, please make your bed.” Emma swats the card showing a child making her bed. “Nolan, let me show you how to tie your shoe.” Nolan swats the picture of tying a shoe.)

Praise the children for listening well and following your instructions.

# Full Program Outline Continued




**DISCUSS:** • **Why do our parents teach us how to do these things?** (Because they love us and know we need to learn these things, because knowing these will help us as we grow older.)

• **What kinds of things does Jesus want to teach us?** (How to stay close to Him, how to be kind to others, how to live the best way while we wait for Him to return, etc.)

**SHARE:** Jesus used stories to teach people important things He wanted them to know. Today we will get to hear some of the stories Jesus told.

Share **Big Idea: Jesus is my God. He wants to teach me.**

## TELL THE STORY (6 MINUTES)


 **SHARE:** Pray, asking God to help the children understand today's story. Then share the story, "**Jesus the Teacher,**" in an interactive and engaging way, using the **storytelling suggestions** and/or the **Picture PowerPoint**.

## STORY EXPLORER BOX (6 MINUTES)

**DISCUSS:** Play your **bell** or **sound maker**, then invite a child to open the **Story Explorer Box**, revealing a **phone**.

- **What's this?** (A phone.)
- **What can I use it for?** (Talking to people who aren't nearby.)

Explain that in our story today, Jesus taught the people about how to stay connected to Him. One way is by praying, which is a little like talking on the phone. In our prayers, we can talk to Jesus, and we can also listen to Him.

 **DO:** With the phone on speakerphone, call your church pastor or another adult the children will recognize. Ask the children to greet the adult, then ask the adult if they have a special message for your class. Invite the children to listen as the adult reminds the children to stay connected to Jesus, just like the house stayed attached to the rock.

- **How is talking to [adult's name] like praying to God?** (He listens to us, He hears us even though we can't see Him.)
- **How is praying different than talking on the phone?** (We don't need a phone to talk to God—He hears us no matter where we are! We don't always hear God's voice speaking straight to us, but He communicates with us through the Bible.)

**Teaching Point:** When we have a best friend, we like to spend time with them. It's the same with Jesus. He loves spending time with you because He loves you! You can spend time with Him by praying and reading His words in the Bible. This is what it means to build a house (your life) on the rock.

Together, repeat the **Big Idea: Jesus is my God. He wants to teach me.**

## NATURE/MISSION (7 MINUTES)

**NATURE COLLECTOR CARD:** Hold up **Nature Card 37: Long-Eared Jerboa** and share the following facts:

- This tiny mouselike creature lives in remote parts of China and Mongolia.
- It catches insects to eat by leaping quickly into the air.
- For its body size, it has the largest ears of any animal in the world.
- It is very good at listening. With its large ears it can hear predators from very far away.
- Its large ears also help it to cool down in the hot desert, where it lives.

Let's learn to "**listen like a jerboa!**"

Give each child **Nature Card 37: Long-Eared Jerboa** to place in their Nature Collector Bag.

**MISSION STORY:** Share the Mission Story, "**Changed by a Story,**" about Anselmo, who learned to be kind to his sister because of listening to a Bible story at school.



## CRAFT (15 MINUTES)

**CRAFT: House on a Rock.** Cut out the paper, then fold it to make a small house that can be glued onto a rock. Play the song, “The Lord’s Prayer,” while the children make their craft. Talk about how our houses all look a little different (just like each of our lives), but each rock is strong and solid, just as God is strong for us to build on. What a wonderful God we know!

**MISSION CHALLENGE:** When we know Jesus as our best friend, we’ll also want others to know Him too! This week’s Mission Challenge is to **make a card or drawing and have an adult add your favorite memory verse from this quarter. Give it to the new friend you made recently or try to make a new friend this week and give it to them.**

**APPLY:** Today we learned some wonderful stories that Jesus told to help people understand what He is like. We also learned how important it is to stay close to Jesus, like the house on the rock. This week, let’s stay close to Jesus by talking to Him every day, just as He taught us to do.

**SING:** Sing “**Goodbye Song.**” Share that next week we will learn about a tax collector who was excited to listen to Jesus’ words.

**PRAY:** Pray, thanking God for teaching us through stories that we remember. Ask Him to help us to always listen to Him and stay close to Him, no matter what.

# Tell the Story **Jesus the Teacher**

**Big Idea:** Jesus is my God. He wants to teach me.

As you prepare to share this story, please read the student guide for the full, detailed narrative. Include additional props as needed, depending on what you have available. To maximize engagement, avoid reading the story to the children. See the storytelling suggestions at the front of this publication.

### Storytelling Suggestions

- Light a **candle** and place a **bowl** over it to illustrate Jesus’ story about light.
- Show several different kinds of **seeds**—mustard, plus other, larger seeds, such as cucumber, pumpkin, and avocado.
- Provide **figs** (or a local fruit) for children to taste, if appropriate.
- **Tools:** use a **spray bottle** of **water** for the storm.
- Show the ► pictures from the student guide as you tell the story ([week 11 Program PowerPoint](#)).
- Use a **felt set** or **peg people**, if desired.
- Always use expressive tones and actions to engage the children.

**Pray:** Before you begin, pray. Ask God to help everyone understand today’s Bible story. By doing this, you will model how important it is to pray to invite God to teach us from His living Word before we read the Bible.

### TELL THE STORY: QUICK CUES

- Do you like stories? Jesus was the best storyteller. He told stories to teach people. Everyone loved to listen and learn from Jesus. We can too!
- One day Jesus told a story about a little lamp (**show light**). At night lots of little lamps made their towns shine brightly.
- “People don’t hide a light under a bowl!” (Matthew 5:15, ICB). (**Place bowl over light.**) Jesus wants us to be like a shining light and show His goodness.



- 
- Jesus told a story about a tiny seed. “The kingdom of heaven is like a mustard seed” (Matthew 13:31, ICB). (*Show seed.*) This tiny seed grows to be a big tree—what a miracle! Jesus can work a miracle in our hearts too, just as He does in that seed.
  - Jesus told a funny story about fruit (*show fruit*). “Each tree is known by its fruit. People don’t gather figs from thornbushes” (Luke 6:44, ICB). The only thing to find in a thornbush are prickles. Ouch!
  - We are like trees. We can have good fruit (*good thoughts and actions*) or thorns (*hurtful actions*). With the Holy Spirit in our hearts, we can be loving and kind.
  - Jesus told another story about two builders (*show tools*). One man built a house on a solid rock. *Rumble, crash, splash.* A storm hit. The strong house stood firm.
  - Another man built his house on a sandy beach (*show tools*). *Rumble, crash, splash.* A storm hit. The house fell down. **CRASH!**
  - Our lives are like the house, and God is like the rock. When we listen to God’s words from the Bible and obey them, we will stay strong through every storm and problem.
  - Jesus also taught the people how to pray. Read His prayer with your family later today.
  - We can always learn from Jesus. He is our best teacher.

---

## TELL THE STORY

► Do you like stories? Jesus was the best storyteller ever! He told stories to teach people. He talked about birds, colorful flowers, and fields of wheat. Because Jesus was outside when He told many of these stories, the boys and girls could look and see these things around them as they quietly listened. He told stories about naughty sheep, silly builders, and busy farmers. His stories were funny, exciting, and wonderful.

Everyone—both young and old—loved to listen and learn from Jesus. We can learn from Him too!

► One day Jesus told a story about a little lamp (*show light*). At night every family used small pottery lamps to light their home. When everyone had their little lamps lit, it made their whole town shine brightly.

“People don’t hide a light under a bowl,” Jesus said (Matthew 5:15, ICB). (*Place bowl over the light.*) When the people heard this, they smiled. Some chuckled. What a silly idea! No one would ever light a lamp and hide it under a bowl. Lights were for shining, not hiding.

Jesus told them to each be like a little lamp and shine brightly. Jesus wants us to speak and do things that show His goodness. When we do this, we are like a bright light for others to see.

► Another day Jesus talked about a tiny little seed (*hold up seed*). “The kingdom of heaven is like a mustard seed.” He said (Matthew 13:31). That seed “is the least of all the seeds; but when it is grown it . . . becomes a tree” (Matthew 13:32).

A big tree from a tiny seed—what a miracle! Jesus wanted them to know that He could work a miracle in their hearts too, just as He could that seed. All they needed was a little bit of faith in Him.

► Then Jesus told another story—a funny story about fruit (*show fruit*). He said, “Each tree is known by its fruit. People don’t gather figs from thornbushes” (Luke 6:44, ICB). Of course not! What a funny thought. The only thing to find in a thornbush are prickles. Ouch!

► Jesus explained that we are like trees. We can have good fruit, which is good, kind words and actions; or we can have thorns, which are mean, hurtful words or actions. When the Holy Spirit lives in our heart, He will help us to be loving and kind like a tree with good fruit, and to not have thorns.

Jesus had another story to tell. *Dig, dig, dig!* A builder was building a house. His shovel dug deep into the dirt. *Thud.* The man reached a hard, strong rock. *Oh, good!* Now he would build his house on this rock. First the man built a solid floor. Then he built tall walls. And finally, on went the roof. *Done!*

*Rumble, crash, splash!* A big storm swept in. The rain came down, and the floodwaters came up higher and higher.



---

(Spray the house with water and blow it with the hair dryer.) But the man was safe in his strong house, for he had built it on solid rock.

Another man was building a house. *Bang, bang, bang.* Up went the tall walls and on went the roof. This builder didn't care about digging down to strong rocks. He didn't bother to build a solid floor. He chose some sandy land, then quickly built his house. Done!

*Rumble, crash, splash!* A storm was coming! Down came the rain and up came the flood. **CRASH!** The whole house fell to the ground!

Jesus told people that our lives are like the house, and God is like the rock. When we listen to God's words from the Bible and obey them, we are like the man who built on the rock. When the storm comes, and when we have problems, we will stay strong, because we're close to Jesus and we obey His word.

What amazing stories!

► Jesus also taught the people how to pray. Let's sing it together now. (Sing together "The Lord's Prayer.") You might also want to read Jesus' prayer with your family later today (hold up Bible). We can always learn from Jesus. He is our best teacher.

Repeat the **Big Idea: Jesus is my God. He wants to teach me.**

## Mission Story

**Focus:** When we listen to the stories of the Bible, they help to change our hearts and the way we treat one another.

---

### Changed by a Story

**Location:** Help a child locate **São Tomé** on your **globe** or **world map**.

Anselmo and his sister Eliene were watching television at their home in São Tomé, off the coast of West Africa. But there was a problem! Anselmo wanted to watch a cartoon about superheroes. His sister wanted to watch a show about princesses. They got mad at each other and even started hitting each other. Oh, no! Mother had to come in and stop them from fighting.

Anselmo listened to his mother and stopped hitting his sister. But it wasn't too long before they were fighting and hitting again. Anselmo knew he shouldn't hit his sister, but he couldn't seem to stop.

One day he saw an advertisement on TV for a Seventh-day Adventist school. He liked it and told his mom and dad that he would like to go to that school. Father said, "We'll send you there if we can find enough money."

When Anselmo was in grade 3, his family sent him to the Adventist school. The school was very different from his old school. Every morning the teacher read a story from the Bible before lessons started. Anselmo had never heard about Jesus or read the Bible, but he loved to listen to the stories. He remembered his arguments with his sister when the teacher read about Joseph's quarrels with his older brothers. He heard how the brothers grew so angry that they sold Joseph into slavery, and he was taken to Egypt. He felt so happy when Joseph later forgave his brothers.

When he came home that day, Anselmo told his sister about Joseph. "From that day, she hasn't hit me, and I haven't hit her," Anselmo said.

What a big change! Anselmo's whole family was so much happier, all because Anselmo listened to a story from the Bible—and acted on it.



## House on a Rock

### What you need:



Week 11 craft template on colored paper, scissors, glue stick, marker, craft glue, rock. (1)

### Preparation Instructions:

- Collect medium-sized rocks.
- Cut out the house templates from the craft templates.

### Create it Together:

1. Cut along the cutting lines, and fold along the dotted lines. (2)
2. Overlap the number 1 squares and glue together. Then overlap the number 2 squares and glue together. This will make the "roof" of the house. (3)
3. Overlap the number 3 sections (half of the squares) and glue together. Then overlap the number 4 sections and glue together. (3)
4. Use a marker to draw windows and a door on your little house. An adult can then help glue the base of the house to the rock using craft glue (optional). (4)





## Kindergarten

YEAR A • QUARTER 3

### Jesus Is My God

- WEEK 1 The Great Promise
- WEEK 2 The Jesus Gift Arrives
- WEEK 3 Finding Jesus, the Gift
- WEEK 4 Guiding and Protecting
- WEEK 5 Grow, Grow, Grow
- WEEK 6 At the Jordan River
- WEEK 7 Tempted in the Desert
- WEEK 8 Follow Jesus
- WEEK 9 The Wedding Surprise
- WEEK 10 Food for Thousands
- WEEK 11 Jesus the Teacher
- WEEK 12 **The Man in a Tree**
- WEEK 13 Jesus' Trip to Capernaum

## Week 12

# The Man in a Tree

**Bible Reference:** Luke 19:1-10

**Big Idea** Jesus is my God. His love changes me.

**Memory Verse** "Therefore, if anyone is in Christ, he is a new creation" (2 Corinthians 5:17).

**References** *The Desire of Ages*, pp. 552-556

### Fundamental Beliefs

Some aspects of the following fundamental beliefs are reflected in this lesson:

- 3. The Father
- 4. The Son
- 7. The Nature of Humanity
- 9. The Life, Death, and Resurrection of Christ
- 10. The Experience of Salvation
- 11. Growing in Christ
- 19. The Law of God

### Word of the Week

**Change:** Change means to make something different. You can change clothes and put on different clothes. Or you might make a different choice to play outside instead of inside—you could change your mind. Jesus can change our selfish, sinful hearts so we can be loving and kind, as He is.

### Lesson Summary

Zacchaeus, a tax collector in Jericho, heard that Jesus was coming to his town. He ran to meet Jesus but couldn't see over the heads of the crowd because he was short. So he decided to climb a sycamore tree to see better. When Jesus was about to pass under the tree, He stopped and invited Himself to Zacchaeus' house. Zacchaeus was surprised and joyful. He decided to change his ways and pay back the people he had cheated.

### Learning Goals

The children will:

**Know** that Jesus wants to change our hearts from being selfish to loving.

**Feel** thankful that Jesus can help us make wrong things right.

**Respond** by inviting Jesus into their hearts so He can change them.



# A Quiet Moment . . .

**Dear Sabbath School Teacher,**

How has your life changed since you decided to follow Jesus?

Whether your decision to follow Jesus was an instant choice or a slowly growing conviction over many years, it has no doubt brought about major changes to your life. Think of a few simple examples that you could thank God for this week and share them with your own family as praise.

When we take time to pause, we may notice the things in our character that need changing. Maybe we need more patience or more gentleness to those around us. Perhaps we can be more generous with our time or resources. Growing the characters of our children takes intentional care and effort, yet God wants to continue to do this work in our lives too. We can be assured that "He who has begun a good work in you will complete it until the day of Jesus Christ" (Philippians 1:6). As we

grow and allow God to refine us, let's not forget to look back and thank Him for the miracles He has already worked in our hearts and lives.

The children in your class are starting to see what it means to give their hearts to Jesus. This week you can show them how Jesus' love changed Zacchaeus' life. Point the children to the moments that show His unconditional love: Jesus knew Zacchaeus by name; He wanted to spend time with Zacchaeus and share a meal at his house; He claimed Zacchaeus as part of God's family. With Jesus' love growing inside him, Zacchaeus began to change in amazing ways.

With Jesus' love in our hearts, we will also continue to change. For truly, "if anyone is in Christ, he is a new creation; old things have passed away; behold, all things have become new" (2 Corinthians 5:17).



# Simple Program Outline

**Big Idea:** Jesus is my God. His love changes me.

## Kindergarten, Year A, Quarter 3, Week 12

### EARLY ARRIVALS

- Discussion about baby animals.

### WELCOME AND SONGS

- Welcome
- Songs:
  - **"Good Morning, Jesus"**
  - **"I Will Serve You, Jesus"**
  - **"My God Will Do It All"**
  - **"Happy Birthday"** for any child with a birthday this past week
  - **"Visitor Song"** and acknowledgment

### OFFERING, PRAYER, MEMORY VERSE

- Share a **Mission Fast Fact**.
- Collect offering and sing **"For Jesus."** Show and color **Offering Chart**.
- Sing **"Let's Pray"** before praying.
- Sing **"The Greatest Treasure."** Child holds class Bible.
- **Memory Verse** and **Scripture Song**: "Therefore, if anyone is in Christ, he is a new creation" (2 Corinthians 5:17).
- **Discuss**: How can a person become a new creation?

### SECRET SURPRISE BOX (GET READY FOR THE STORY)

- **Object Lesson: Paper Towels**. Dip paper towels in color and leave them to soak up the color.
- Share the **Big Idea: Jesus is my God. His love changes me.**

### TELL THE STORY

- Pray, then use the **Storytelling Props** and **Program PowerPoint**.

### STORY EXPLORER BOX (UNPACK THE STORY)

- **Discussion**: Jesus's love changed Zacchaeus. He wanted to make things right. How can someone make things right?
- **Activity: Make It Right Cards**
- **Observe**: Look at **paper towels, now rainbow-colored**. Jesus' love can change us too.

### NATURE/MISSION

- **Nature Card 38: Western Pygmy Blue Butterfly**
- **Nature Lesson**: "Little Butterfly, Big Changes"

### CRAFT

- **Craft**: Butterfly
- **Review**
- **Mission Challenge**: Pray each day for the new friends God has given you. Pray that they will make Jesus their very best friend.
- Sing **"Goodbye Song."**
- **Pray**.



# Program Preparation

## Opening Activities

Source items for **Secret Surprise Box**: **paper towel** (cut into three long strips), four **clear plastic** or **glass cups**, **food coloring**, and a **spoon**.

Source a birthday gift of your choice to give to a child with a birthday this past week.

## Tell the Story

Source **suggested Storytelling Props**: a money box, a small money bag, coins (at least three for each child), brown paper or cardboard, green tissue, and a small stepladder. Source a toy man or print out a "Zacchaeus."

Source a **felt set** or the [Program PowerPoint](#).

Source items for **Story Explorer Box**: a set of "Make It Right" cards.

## Nature/Mission

Print [Nature Card 38: Western Pygmy Blue Butterfly](#) for each child.

Print [butterfly life cycle poster](#).

## Craft Materials

Source [week 12 craft template](#), **markers**, **pipe cleaners/chenille sticks**, **pom poms**, **tape**, **craft glue**.

# What Do I Need?

## Source From AIJ Website ([www.aliveinjesus.info](http://www.aliveinjesus.info))

### Music:

- "Good Morning, Jesus"
- "I Will Serve You, Jesus"
- "My God Will Do It All"
- "Happy Birthday"
- "Visitor Song"
- "For Jesus"
- "Let's Pray"
- "The Greatest Treasure"
- Scripture Song: "2 Corinthians 5:17"
- "Goodbye Song"



[qr.ajj.info\\_KA3Music](http://qr.ajj.info_KA3Music)

- Offering Chart
- Mission Fast Fact
- Week 12 Program PowerPoint
- "Make It Right" Cards
- Nature Card 38: Western Pygmy Blue Butterfly
- Butterfly Life Cycle Poster
- Week 12 Craft Template

## Additional Resources to Source

- Offering container
- Bell or sound maker
- Globe or world map
- Secret Surprise Box: paper towel strips, four clear plastic or glass cups, food coloring, a spoon
- Storytelling Props: a money box, a small money bag, coins (at least three for each child), brown paper or cardboard, green tissue, a small stepladder, toy man or printed "Zacchaeus"
- Craft materials (see above)



# Full Program Outline

**Big Idea:** Jesus is my God. His love changes me.

## EARLY ARRIVALS (10 MINUTES BEFORE SABBATH SCHOOL BEGINS)

**CONNECT:** Warmly welcome each child at their eye level as they arrive at Sabbath School. Ask:

- **What is your favorite animal? Have you ever seen or touched this animal?**
- **Can you make the sound of this animal?**
- **How do baby \_\_\_\_\_ [favorite animal] change as they get older?**

## WELCOME AND SONGS (5 MINUTES)

**WELCOME:** Welcome the children as a group and tell them how glad you are that they have come to Sabbath School today.

**SING:** Sing the following songs with actions and props:

- “**Good Morning, Jesus**” - “**Happy Birthday**” for any child with a birthday this past week
- “**I Will Serve You, Jesus**” - “**Visitor Song**” and acknowledgment
- “**My God Will Do It All**”

## OFFERING, PRAYER, MEMORY VERSE (5 MINUTES)

**SHARE:** Share a **Mission Fast Fact** about this quarter’s mission offering. Tell the children that next week will be the last week to collect money for the special mission offering, and the last week to color in your offering chart.

**GIVE:** Sing “**For Jesus**” and invite a child to collect the offering in your offering container. After the money has been counted by an adult, invite a child to color the next section of your **Offering Chart** to show how much has been collected this quarter.

**PRAY:** Sing “**Let’s Pray.**” Then pray, thanking God that He helps us to be loving and kind. Also pray that God will take the offering to be used where it is most needed and ask Him to help the children understand the special story they will learn about today.

**SING and DISCUSS:** Invite a child to come to the front to sit on a chair and hold the special class Bible. Sing “**The Greatest Treasure.**” Show the children how to find the **memory verse, 2 Corinthians 5:17**. Read the memory verse and listen to and sing the **2 Corinthians 5:17 Scripture Song:** “Therefore, if anyone is in Christ, he is a new creation.”

- **A newborn baby or a baby animal is a new creation. How can a person become “a new creation”?**

Explain that our **memory verse** tells us how people can change and become new again, even if they are old. Jesus helps us to become “new.”

## SECRET SURPRISE BOX (5 MINUTES)

**DO:** Play your **bell** or **sound maker**. Invite a child to open the **Secret Surprise Box** to reveal some **paper towel strips, four clear plastic or glass cups, food coloring,** and a **spoon.**

Add a half cup of water to each of the four cups and place them in a line with a little space between each one. Then add a few drops of food coloring into each cup—a different color in each one. Stir the food coloring into the water. Give one paper towel strip each to three different children.

- **Do you think the paper towel is beautiful?** (Not really. It’s plain white in color.)

Explain that we’ll now all watch to see how these paper towels can become more beautiful. Say: **I wonder how they’ll change.** Ask one child to place one end of their paper towel into the first cup, and the other end into the second cup. The next child will do the same with the following two cups. (The first child places their strip into cups 1 and 2. The second child places their strip into cups 2 and 3, and the third child places their strip into cups 3 and 4.)

# Full Program Outline Continued




## **DISCUSS:** • How do you think the white paper towel will change?


Tell the children you'll leave the paper towel experiment while you listen to today's Bible story—but you'll come back to look at it later.

Share the **Big Idea: Jesus is my God. His love changes me.**

## **TELL THE STORY** (6 MINUTES)

 **SHARE:** Pray, asking God to help the children understand today's story. Then share the story, **"The Man in a Tree,"** in an interactive way, using the **Storytelling Suggestions** and/or **Program PowerPoint**.

## **STORY EXPLORER BOX** (5 MINUTES)

 **REFLECT and DO:** Zacchaeus must have been so surprised that Jesus wanted to go to his house! Because he felt loved by Jesus, something started to change inside of him.

Jesus' love can change us too. If we've been mean, or if we've lied, stolen, or cheated someone, we can ask Jesus to help, and He can help us make things right.

Invite the children to think of something they've done that hurt someone else (a parent, sister or brother, or friend).

### • What can you do to make things right? What did Zacchaeus do?

1. Zacchaeus wanted to see Jesus. We can go somewhere quiet and ask Jesus to change our heart.
2. When Zacchaeus understood that Jesus loved him, he decided to make things right with others. We know that Jesus loves us, and He'll help us make things right too.

Play your **bell** or **sound maker**, then invite a child to open the **Story Explorer Box**, revealing a set of **"Make It Right" Cards**. These cards include pictures of **a hug, a gift, a child helping, sharing a toy, and praying**. Give each child one card and ask them if they can do what is on their card to make things right with someone they have hurt. Ask the children to stand up if they would like to do the thing on their card.

**OBSERVE:** Invite the children to look at the paper towels from the **Secret Surprise Box**.


• **How do they look now?** (They've changed from plain white into a rainbow, just as Zacchaeus changed from a dishonest person into a kind, loving person. Only Jesus' love can do that!)

## **NATURE/MISSION** (7 MINUTES)


**NATURE LESSON:** Share the Nature Lesson, **"Little Butterfly, Big Changes."** Give each child **Nature Card 38: Western Pygmy Blue Butterfly** to place in their Nature Collector Bag.

## **CRAFT** (15 MINUTES)

**CRAFT: Butterfly.** Talk about how butterflies go through big changes. They start as a caterpillar; then they create a cocoon, in which they change, and finally turn into a butterfly! Caterpillars remind us of how Jesus' love can change our hearts, just as it did for Zacchaeus.

 **MISSION CHALLENGE:** Today we learned that Jesus' love can change our hearts. This week's Mission Challenge is for you to think about how Jesus wants others to know about His love. Our Mission Challenge for the new week is to **pray each day for the new friends God has given you. Pray that they will make Jesus their very best friend.**

**SING:** Sing **"Goodbye Song."** Share that next week we will learn about more people who were changed because of Jesus working in their lives.

 **PRAY:** Pray, thanking God for each child's decision to invite Him into their heart, and asking Him to change us from the inside out.

# Tell the Story **The Man in a Tree**



**Big Idea:** Jesus is my God. His love changes me.

As you prepare to share this story, please read the student guide for the full, detailed narrative. Include additional props as needed, depending on what you have available. To maximize engagement, avoid reading the story to the children. See the storytelling suggestions at the front of this publication.

## Storytelling Suggestions

- Have a **money box** and a **small money bag** for props. Place some **coins** into the money bag (at least three for each child).
- Make a **large tree** to represent the sycamore tree and attach it to the wall. Use **brown paper** or **cardboard** for the trunk and **green tissue paper** for leaves. Source a **toy** or print out a "Zacchaeus" for the children to place in the tree.
- Place a **small stool** or **stepladder** next to the tree.
- Show the ► pictures from the student guide as you tell the story ([week 12 Program PowerPoint](#)).
- Use a **felt set** or **peg people**, if desired.
- Always use expressive tones and actions to engage the children.

**Pray:** Before you begin, pray. Ask God to help everyone understand today's Bible story. By doing this, you will model how important it is to pray to invite God to teach us from His living Word before we read the Bible.

## TELL THE STORY: QUICK CUES

- *Clink, Clink* (jingle coins in box). Zacchaeus was a tax collector. Everyone lined up at his table to give him money.
- He was a thief and a cheat. He put one coin into the money box. He kept the other coin for himself. (Give children money to hand to you. Place one coin into the money box and one in your pocket.)
- The people were sad and angry as they left Zacchaeus' tax booth. He had taken their money!
- One day Zacchaeus heard that Jesus was coming to town. He'd heard all about kind Jesus. He must meet Him! He ran to find Jesus.
- The people crowded around Jesus. Zacchaeus had a problem. He was short; too short to see over everyone's heads.
- He had a brilliant idea. A tree! Yes, he could climb a tree to see.
- He ran ahead of the crowd and found a sycamore tree beside the road and climbed up into it. Now he could see! (Children put toy/paper Zacchaeus in tree.)
- The crowd came closer and closer. Jesus stopped and looked up. Jesus said, "Zacchaeus, hurry and come down! I must stay at your house today" (Luke 19:5, ICB).
- Zacchaeus couldn't believe his ears! Jesus knew his name! Jesus wanted to be with him.
- Jesus' love began to change him. He was becoming a "new creation."
- Zacchaeus said, "I will give half of my money to the poor. If I have cheated anyone, I will pay that person back four times more!" (Luke 19:8, ICB). Right away, Zacchaeus began to make things right.
- The crowd frowned and grumbled. They didn't think Jesus should be friends with him.
- Jesus told them Zacchaeus was part of God's family. Changing people's hearts was what Jesus had come to do.

## TELL THE STORY

► *Clink, clink.* Zacchaeus slid two coins into the money box with a smile (coins).

"Zacchaeus was a chief tax collector, and he was rich, (Luke 19:2). He had the job of collecting tax money from everyone in Jericho and giving it to the Roman rulers.

Shopkeepers, farmers, and fishermen all lined up in front of Zacchaeus' table. Quietly they waited their turn to pay. But Zacchaeus lied and cheated.



If someone needed to pay one silver coin, Zacchaeus made him pay two. Zacchaeus would drop one coin into the money box. *Clink!* Then, *shhh . . .* when no one was watching, the other coin would disappear into his pocket—all for himself. (Give children two coins to hand to you. Place one coin into the money box and one into your pocket.)

The people knew Zacchaeus was a thief. But they couldn't stop him. They walked away from his table sad and angry. They had given their money to Zacchaeus. How would they have enough money to buy food now?

▶ One day, as Zacchaeus sat at his table counting coins, he heard a shout. Then another. Jesus! Jesus was coming!

Zacchaeus had heard so many stories about kind Jesus. He'd also heard of His wise words and mighty miracles.

Zacchaeus jumped to his feet. His heart filled with joy. Jesus was right here in Jericho! He must meet Jesus!

Quickly he left his table—and his money box—and ran down the road.

▶ The big crowd up ahead pushed, shoved, and bumped each other. They squeezed in close around Jesus as He walked down the road. Everyone wanted to be near Jesus.

Zacchaeus ran up to the crowd. But he had a problem. Zacchaeus was short—too short to see over the big, tall crowd! Standing on tiptoe, Zacchaeus tried to peer over the tall shoulders (invite children to stand on their toes). But it was no use. He still couldn't see Jesus.

Then a brilliant idea came into his mind. A tree! Yes, he could climb a tree. Then he would be high enough to see over the crowd.

▶ Zacchaeus ran ahead of the crowd (invite children to follow you to a tree). He smiled as he saw a large, shady sycamore tree on the side of the road. Its branches stretched out over the path. Yes! That would be perfect. Quickly he climbed up into the branches (child puts a toy/paper Zacchaeus into tree).

He could see! His legs dangled down, and his eyes peered down the road.

▶ Jesus and the crowd came closer and closer. Soon Jesus was right below him!

Suddenly Jesus stopped. He "looked up and saw Zacchaeus in the tree." His eyes shone with love and care. "Zacchaeus, hurry and come down! I must stay at your house today," Jesus said (Luke 19:5, ICB).

Zacchaeus couldn't believe it. Jesus knew his name! Jesus loved and cared for him and wanted to visit his house!

▶ Quickly he scrambled down the tree (child brings Zacchaeus down).

Jesus' love and forgiveness started to change something inside of Zacchaeus—right then and there! He was becoming a "new creation."

With a big smile on his face, he said to Jesus, "I will give half of my money to the poor. If I have cheated anyone, I will pay that person back four times more!" (Luke 19:8, ICB). Immediately, Zacchaeus began to make things right.

▶ This new Zacchaeus wanted to make things right. He felt sorry that he had hurt people. He wanted to give them more money than what he had stolen from them.

But the crowd at the bottom of the tree grumbled and frowned. They didn't think Jesus should be friends with someone who lied and cheated. They didn't realize that Jesus loved Zacchaeus and every other sinner in the crowd. The love of Jesus had already started to change Zacchaeus.

Jesus told everyone that Zacchaeus was part of God's family. This kind of miracle—the miracle of changing people's hearts—was what Jesus had come to do. He said, "The Son of Man came to find lost people and save them" (Luke 19:10, ICB).

Repeat the **Big Idea: Jesus is my God. His love changes me.**

# Nature Lesson



---

## Little Butterfly, Big Changes

Show children the butterfly life cycle poster and point to each step as you talk about it.

Mother butterfly lays some eggs on a crisp, green leaf. Then she flutters away. Soon the eggs hatch. Out comes a little caterpillar. She is hungry. *Munch, munch, munch.* Caterpillars love to eat leaves for their lunch!

When the caterpillar has grown big and fat, it's time to make a special home called a chrysalis. The caterpillar weaves the chrysalis around herself, and there she stays for a long time. While she's in the chrysalis, an amazing thing happens. The caterpillar doesn't stay a big, fat caterpillar. She turns into a beautiful butterfly! Soon she pops out of the chrysalis, spreads her wings, and flies away.

Isn't it amazing how Jesus can change caterpillars into butterflies? And isn't it amazing how Jesus' love changed Zacchaeus when he decided to give his life to Jesus? Jesus can make big changes in your life too!

Repeat the **Big Idea: Jesus is my God. His love changes me.**






## Butterfly

### What you need:

Week 12 craft template, markers, half of a pipe cleaner/chenille stick, pom poms, tape, craft glue. (1)

### Create it Together:

1. Color the butterfly picture. (2)
2. Bend the pipe cleaner/chenille stick in half and curl the ends like antennae. Tape to the page, then use craft glue to stick pom poms onto the body. (3)



## Resources

### “Make It Right” Cards

Print the poster from the Alive in Jesus website, [www.aliveinjesus.info](http://www.aliveinjesus.info).



### Butterfly Life Cycle Poster

Print the poster from the Alive in Jesus website, [www.aliveinjesus.info](http://www.aliveinjesus.info).





## Kindergarten

YEAR A • QUARTER 3

### Jesus Is My God

- WEEK 1 The Great Promise
- WEEK 2 The Jesus Gift Arrives
- WEEK 3 Finding Jesus, the Gift
- WEEK 4 Guiding and Protecting
- WEEK 5 Grow, Grow, Grow
- WEEK 6 At the Jordan River
- WEEK 7 Tempted in the Desert
- WEEK 8 Follow Jesus
- WEEK 9 The Wedding Surprise
- WEEK 10 Food for Thousands
- WEEK 11 Jesus the Teacher
- WEEK 12 The Man in a Tree
- WEEK 13 **Jesus' Trip to Capernaum**

### Week 13

# Jesus' Trip to Capernaum

**Bible References:** Mark 1:21-39; Luke 4:16-44

**Big Idea** Jesus is my God. He cares about me.

**Memory Verse** "God anointed Jesus of Nazareth with the Holy Spirit and with power, who went about doing good" (Acts 10:38).

**References** *The Desire of Ages*, pp. 236-243, 252-261

**Fundamental Beliefs** Some aspects of the following fundamental beliefs are reflected in this lesson:

1. The Holy Scriptures
4. The Son
5. The Holy Spirit
9. The Life, Death, and Resurrection of Christ
11. Growing in Christ
20. The Sabbath

**Word of the Week** **Caring:** Caring is showing kindness and concern for someone. When you are caring, you look after someone and help them. Caring can be kind words, sharing a toy or some food, using gentle hands, or helping someone with a problem. There are many ways you can be caring, just as Jesus was.

**Lesson Summary** Jesus visited the synagogue in Nazareth on a Sabbath and taught the people from the Scriptures that He had come as the Messiah. The people became angry and tried to kill Him, but God protected Him. Jesus then traveled to Capernaum, where He healed Peter's mother-in-law and many others. After a long night caring for people, He spent time alone with His Father.

**Learning Goals** The children will:  
**Know** that Jesus' love and care for them is bigger than they can imagine.  
**Feel** safe trusting in Jesus.  
**Respond** by telling others of Jesus' care for them.



# A Quiet Moment . . .

Dear Sabbath School Teacher,

Jesus cares how your day started and when it will end. He knows about the moments you felt rushed, stretched, or overlooked. He knows of the tasks done and still to be done. He cares about the state of your heart and the health of your body. In all things, He cares for you.

Let that sink in for a moment, then pray to God your response.

- How might appreciating that God cares change how you go about your day or your week?
- Will you notice Jesus' care in your life today?

In this week's lesson, the people in two different towns were given the same opportunity—only they were with Jesus in person! How would they respond to the care of Jesus? In Nazareth, Jesus revealed Himself as the Messiah. Yet, sadly, the people's doubt and prejudice blocked any opportunities for them to experience His care in their daily lives. In Capernaum, however, the people drew close to Jesus in full belief. They couldn't get enough of His presence, His miracles, and His

stories. The people of Capernaum accepted Jesus with open arms.

It was here in Capernaum, that Jesus could reach out and transform bodies, heal hearts, and give peace to troubled minds.

Jesus longs to show you—and the children of your Sabbath School class—His care today. Make time for Him, listen to His Words, and embrace His presence in your life. He notices what brings you joy, and He is there to help in the challenges you face. Whatever your situation, He cares—and He is at work, bringing about good.

"For I am persuaded that neither death nor life, nor angels nor principalities nor powers, nor things present nor things to come, nor height nor depth, nor any other created thing, shall be able to separate us from the love of God which is in Christ Jesus our Lord" (Romans 8:38, 39).



# Simple Program Outline

**Big Idea:** Jesus is my God. He cares about me.

## Kindergarten, Year A, Quarter 3, Week 13

### EARLY ARRIVALS

- Activity: Care for stuffed animals—feed, water, help, bandage.
- Listen to **“Pack It Up”** as you transition into the program.

### WELCOME AND SONGS

- Welcome
- Songs:
  - **“Good Morning, Jesus”**
  - **“Jesus Is My Shepherd”**
  - **“My Forever Friend, Jesus”**
  - **“Missionary, Missionary”**
  - **“Happy Birthday”** for any child with a birthday this past week
  - **“Visitor Song”** and acknowledgment

### OFFERING, PRAYER, MEMORY VERSE

- Share a **Mission Fast Fact**.
- Collect offering and sing **“For Jesus.”** Show and color **Offering Chart**.
- Sing **“When I Kneel Down to Pray”** and pray together.
- Sing **“The Greatest Treasure.”** Child holds class Bible.
- **Memory Verse** and **Scripture Song**: “God anointed Jesus of Nazareth with the Holy Spirit and with power, who went about doing good” (Acts 10:38).
- **Discuss**: What good things has Jesus been doing in the stories this quarter?

### SECRET SURPRISE BOX (GET READY FOR THE STORY)

- **Activity**: Draw people who care about us.
- **Discussion**: Jesus cares about us the most
- Share the **Big Idea: Jesus is my God. He cares about me.**

### TELL THE STORY

- Pray, then use the **Storytelling Props** and **Program PowerPoint**.

### STORY EXPLORER BOX (UNPACK THE STORY)

- **Object Lesson**: Items used to care for others
- **Discussion**: How can we show our care for others?
- Repeat the **Big Idea: Jesus is my God. He cares about me.**

### NATURE/MISSION

- **Nature Card 39: Cat**
- **Mission Story**: “Helping Hands”

### CRAFT

- **Craft**: Jesus Cares for You Card
- **Review and Apply**: Give the card you made to someone to let them know that Jesus cares about them—and we do too.
- Sing **“Goodbye Song.”**
- **Pray**, joining in a circle to show how Jesus' love and care for us never ends.

# Program Preparation



## Opening Activities

Source **stuffed animals, dishes of water** and **“animal food”** (seeds, dry cereal, etc.), **bandages**, and **blankets**.

Source items for **Secret Surprise Box**: a small **whiteboard, dry erase marker**, and **eraser**. Alternatively, you could use a **chalkboard** and **chalk**, a **notepad** and **pencil**, or a **media tablet**.

Source a birthday gift of your choice to give to a child with a birthday this past week.

## Tell the Story

Source **suggested Storytelling Props**: a scroll, bowl, and cup.

Source a **felt set** or the **Program PowerPoint**.

Source items for **Story Explorer Box**: a **thermometer, a bandage**, and a **pack of tissues**.

## Nature/Mission

Print **Nature Card 39: Cat** for each child.

## Craft Materials

Source **week 13 craft template**, **scissors, glue, colored tissue paper, markers**.

# What Do I Need?

## Source From AIJ Website ([www.aliveinjesus.info](http://www.aliveinjesus.info))

- Music:
  - “Pack It Up”
  - “Good Morning, Jesus”
  - “Jesus Is My Shepherd”
  - “My Forever Friend, Jesus”
  - “Missionary, Missionary”
  - “Happy Birthday”
  - “Visitor Song”
  - “For Jesus”
  - “When I Kneel Down to Pray”
  - “The Greatest Treasure”
  - Scripture Song: “Acts 10:38”
  - “Goodbye Song”



[qr.aij.info\\_KA3Music](http://qr.aij.info_KA3Music)

- Offering Chart
- Mission Fast Fact
- Week 13 Program PowerPoint
- Nature Card 39: Cat
- Week 13 Craft Template

## Additional Resources to Source

- Offering container
- Bell or sound maker
- Globe or world map
- Stuffed animals, dishes of water and “animal food” (seeds, dry cereal, etc.), bandages, blankets
- Secret Surprise Box: a small whiteboard, dry erase marker, eraser
- Storytelling Props: a scroll, cups, bowls
- Story Explorer Box: a thermometer, a bandage, a pack of tissues
- Craft materials (see above)



# Full Program Outline

**Big Idea:** Jesus is my God. He cares about me.

## EARLY ARRIVALS (10 MINUTES BEFORE SABBATH SCHOOL BEGINS)

**CONNECT:** Warmly welcome each child by name as they arrive at Sabbath School. Ask: **Do you like animals? What kind of animal would you like to have as a pet?**

**DO:** As children arrive, tell them there are some baby animals hidden around the room that need to be cared for. Invite them to find one toy animal and care for it. Provide dishes of animal food (seeds, dry cereal, etc.) and water and have the children pretend to give their animals food and water. Provide some bandages for children to wrap around “injured” legs and baby blankets to wrap around “sick” animals.

**SING:** Sing “Pack It Up” as you transition into the Sabbath School program.

## WELCOME AND SONGS (5 MINUTES)

**WELCOME:** Warmly welcome the children again to Sabbath School and tell them how pleased you are that they are here.

**SING:** Sing the following songs with actions and props:

- “Good Morning, Jesus”
- “Missionary, Missionary”
- “Jesus Is My Shepherd”
- “Happy Birthday” for any child with a birthday this past week
- “My Forever Friend, Jesus”
- “Visitor Song” and acknowledgment

## OFFERING, PRAYER, MEMORY VERSE (5 MINUTES)

**SHARE:** Share a **Mission Fast Fact** about this quarter’s mission offering, emphasizing that today is the last offering given to this specific area.

**GIVE:** Sing “For Jesus” and invite a child to collect the offering in your offering container. After the money has been counted by an adult, invite a child to color the last section of your **Offering Chart**. Declare the amount the children have given to mission this quarter and thank them for what they have given. God loves cheerful givers!

**PRAY:** Sing “When I Kneel Down to Pray.” Invite a child to pray. Then pray that God will take the offering for the special needs in the division it is going to. Also pray for the children in that division, that they will know and love God more.

**SING and DISCUSS:** Invite a child to come forward and hold the special class Bible. Sing “The Greatest Treasure.” Show the children how to find the **memory verse, Acts 10:38. Say together:** “God anointed Jesus of Nazareth with the Holy Spirit and with power, who went about doing good.” Ask:

- **What are some things we’ve learned about this quarter that Jesus did?** (He was baptized, turned water into wine, fed thousands of people, healed people, told stories, etc.)
- **I wonder what He will do in today’s story.**

Listen to, and sing, the **Acts 10:38 Scripture Song**.

## SECRET SURPRISE BOX (7 MINUTES)

**J DO:** Play your **bell** or **sound maker**. Invite a child to open the **Secret Surprise Box** to reveal a **small white board**, **dry erase marker**, and **eraser** (or alternatives).

Explain that there are many people around us who care about us. **How many people can you think of?**

Invite the children to take turns drawing a picture of someone who cares about them. The other children can guess who it is (mom, dad, grandparents, doctor, teacher, pastor, or a Sabbath School teacher).




**DISCUSS:** • How many people can you think of who care about you? Hold up the number of fingers.

- Who cares about you the most? (Jesus.)


**Teaching Point:** Jesus gives us moms and dads and other people in our lives to take care of us. But He cares about us too—even more than anyone else!

Invite the children to stand and repeat the **Big Idea: Jesus is my God. He cares about me.** Let's find out who Jesus cared about in today's Bible story.

### TELL THE STORY (6 MINUTES)

 **SHARE:** Share the story, “Jesus’ Trip to Capernaum,” in an interactive and engaging way, using the storytelling suggestions and/or the Program PowerPoint.

### STORY EXPLORER BOX (5 MINUTES)

 **DO:** Play your **bell** or **sound maker**, then invite a child to open the **Story Explorer Box** to reveal a **thermometer**, a **bandage**, and a **small pack of tissues**. Explain that Jesus cared about people's needs, and everywhere He went He helped people. We can be like Jesus and care for others too. God gives us the Holy Spirit to guide us so that we'll notice when someone is sad so that we can care about them.

- **Who does each item remind you of?** (Thermometer: someone who is sick. Bandage: someone who is injured. Tissues: someone who is sad.)

- **What can we do to show we care about someone who is sick or injured?** (Take them flowers or a card, prepare some food for them, visit them.)

- **What can we do to show we care about someone who is sad?** (Give them a hug, offer to play with them, etc.)

Share that there will be times you will feel sick, hurt, or sad too. When you feel like this, you can talk to your mommy or daddy, a grandparent, or a friend and they can care for you. You can also ask Jesus because you know that He cares for you more than anyone.

Repeat the **Big Idea: Jesus is my God. He cares about me.**


### NATURE/MISSION (3 MINUTES)

**NATURE:** Hold up a **Nature Card 39: Cat** and give one to each child to place in their Nature Collector Bag.

- Cats sleep up to 16 hours each day.
- A cat's whiskers are as wide as its body, helping it judge whether it can fit through tight spaces.
- Every cat's nose print is unique, like a fingerprint.
- Cats are playful and like to make friends. You can care for a cat by giving it cuddles, food, and water, and being kind.

**MISSION STORY:** Share the Mission Story, “Helping Hands.”

### CRAFT (15 MINUTES)

 **CRAFT: Jesus Cares for You Card.** Make a special card to give to someone to tell them that both you and Jesus care about them.

**REVIEW and APPLY:** Today we saw how Jesus went about doing good everywhere He went. We learned that He cares about each person—including you and me.

**SING:** Sing “**Goodbye Song.**” Share that next week we will start a brand-new quarter with more wonderful stories from God's Word.

# Full Program Outline Continued



**PRAY:** Ask: **How much does Jesus care for you? A little?** (Stretch arms out a little.) **A lot?** (Stretch arms out all the way.) I need some helpers, because this isn't long enough. Jesus loves us even more than my outstretched arms. (Add volunteers to each side of teacher's arms.) Is this how much? No, we need to keep going. (Add more volunteers; then ask the whole class to join in a big circle with their arms stretched out wide.) Jesus' care for us is like this circle—it never ends! It keeps going on and on and on. His love is bigger, wider, stronger, and higher than we can even imagine! Let's pray and thank Jesus for how much He loves and cares for us and ask Him to help us care for others this much too.

**Pray,** thanking God for His great love. Ask Him to help us to care for others so that they can come to know how loving He is.

## Tell the Story **Jesus' Trip to Capernaum**

**Big Idea:** Jesus is my God. He cares about me.

As you prepare to share this story, please read the student guide for the full, detailed narrative. Include additional props as needed, depending on what you have available. To maximize engagement, avoid reading the story to the children. See the storytelling suggestions at the front of this publication.

### Storytelling Suggestions

- Make or source a **scroll** to use and source a **bowl and cup** to serve Jesus.
- Show the ► pictures from the student guide as you tell the story ([week 13 Program PowerPoint](#)).
- Use a **felt set** or **peg people**, if desired.
- Always use expressive tones and actions to engage the children.

**Pray:** Before you begin, pray. Ask God to help everyone understand today's Bible story. By doing this, you will model how important it is to pray to invite God to teach us from His living Word before we read the Bible.

### TELL THE STORY: QUICK CUES

- It was Sabbath. Jesus was in the synagogue in Nazareth, where He'd grown up. He taught from the Bible scrolls ([unroll scroll](#)) and told people that He was the promised Savior.
- The people didn't believe Jesus was the Savior—they thought He was just Joseph's son. Jesus knew this and told them so.
- The people became angry and dragged Him out of town. God worked a miracle and made Jesus invisible so that He walked straight "through the crowd and went on his way" (Luke 4:30, ICB).
- Jesus went to busy, beautiful Capernaum. On Sabbath He went to the synagogue and taught the people. They listened closely. His words warmed their hearts.
- Jesus went to Simon Peter's house for the afternoon. Simon Peter's mother-in-law was sick with a bad fever.
- Simon Peter's family asked Jesus to please help. Jesus took Simon Peter's mother-in-law's hand and told the fever to go away ([take child's hand](#)).
- She was better! She hurried to the kitchen to prepare some food for her guests as a thank You to Jesus ([bowl, cup](#)).
- After the sun went down, lots of people who were sick and hurt came to Simon Peter's house. Would Jesus heal and help them?



- Yes! Jesus cared. Jesus healed them all.
- In the morning Jesus went somewhere quiet to pray. Jesus loved and needed to spend time with God. Then He went on to a new town to spread God's love and do good.

## TELL THE STORY

► It was Sabbath, God's special day of rest, and Jesus was in the synagogue in Nazareth to worship God. Nazareth was where Jesus had grown up.

Jesus stood up and began to teach the people from the Bible scrolls (**unroll scroll**).

Jesus told the people that He was the promised Savior. The people "were amazed at the beautiful words he spoke" (Luke 4:22, ICB). But they didn't think He was the Savior—they thought He was just Joseph's son.

Jesus knew they didn't believe His words, and He told them so.

The Pharisees were furious! The people were angry too. They grabbed Jesus and pushed Him out of the synagogue. They shoved Him down the streets and out of town and wanted to throw Him off a cliff (Luke 4:29).

Suddenly something amazing happened. God made it so that Jesus could not be seen. He turned and walked straight "through the crowd and went on his way" (Luke 4:30, ICB). God protected Jesus from the angry crowd.

Jesus would find another place to do good. He went to the beautiful, busy town of Capernaum.

On another Sabbath Jesus went to the synagogue and taught the people. Here, the people listened closely. His words spoke to their minds and warmed their hearts with love.

After the service, everyone went home with joy!

Peter was one of Jesus' disciple friends. Peter's family lived in Capernaum. So he invited Jesus to his house.

► But at Peter's house something was terribly wrong. Peter's mother-in-law was sick with a fever. The fever was very bad. Her skin was hot and damp, and she lay very still on her bed.

Jesus looked at her and He knew that Peter's family was worried. Jesus cared about Peter's mother-in-law and her family. They asked Jesus to help her. We can always ask Jesus to help us too!

Jesus walked over to her bed and took her hand. Then He told the fever to go away!

The woman's eyes fluttered open. She sat up and looked at Jesus with a smile. He smiled back at her. She felt so much better! Her body was now strong and healthy again. What an amazing miracle!

► She thanked Jesus, then stood up and hurried to the kitchen. Soon she was back with a special plate of food for Jesus and His disciples (**bowl and cup**). Jesus had cared for her, and now she wanted to care for Him. It was a good way for her to say thank You to Jesus.

What a wonderful Sabbath! The people of Capernaum were very happy that Jesus was in their town. They all wanted Jesus to heal their sick brothers and mothers and fathers and friends too.

The afternoon passed by, and soon the Sabbath day was over. ► When the sun went down, many people came to Simon Peter's house. *Knock, knock, knock!* Some people came with a walking stick. Others who couldn't walk were carried on stretchers. Little sick children were carried by their parents. They all had one question: Please, Jesus, can You help and heal us?

► Yes. Jesus cared for every person. He healed the person with a walking stick, the ones on stretchers, and the little children. Jesus healed every person who came!

Joyful shouts filled the air as one person, and then another, left the house to go home, healthy and strong.

Before the sun came up again after a long night of healing and caring for others, Jesus slipped out the door and walked down the street. He went to a quiet place where He could pray. Jesus loved spending time with God. He prayed to His heavenly Father, who gave Him strength and help. ► Then Jesus went to another town to teach, help, and heal so that more people could know about God's wonderful love for every person—and for you and me.

# Mission Story



**Focus:** We can help others, just as Jesus helps us.

---

## Helping Hands

**Location:** Help a child to locate **Russia** on a **globe** or **world map**.

Yuliana loved to help others. One summer afternoon she saw three 10-year-old boys swimming in a pond on the campus of Zaoksky Adventist University in Russia. Immediately she worried about the boys' safety. The water was brown and filthy. She also knew that sometimes people threw garbage into the pond.

"Hey, boys!" she called out. "That water is really dirty. It isn't a good idea to swim there."

One of the boys, Daniel, clamored up onto a small pier to jump into the pond again. He plunged into the water, but a moment later he surfaced—shrieking.

"I'm hurt!" Daniel cried, tears streaming down his cheeks. He raised a leg from the muddy water, revealing a large gash on his foot from landing on a broken bottle when he jumped.

Yuliana was scared and began to tremble. *God, give me strength to help him*, she silently prayed. It was the first time in her life that she had seen such a big cut on someone's foot. She saw the dirty pond water and worried that the cut might get infected. "Quick, get out of the water!" she said, with desperation in her voice. "It would be very bad if something bad gets into your wound."

Yuliana helped Daniel out of the water and told him to sit down on the ground. But what could she do now? She wasn't a doctor or a nurse.

*God, send someone to help us*, she prayed. She didn't like to look at blood, but knew she had to be strong to help the boy. Help me not to faint. She looked around for help. No one was in sight.

"Help! Help!" she cried. Two adults appeared. "We need a first-aid kit!" Yuliana said. The adults ran off and returned a few minutes later with a first-aid kit. One adult placed a bandage on Daniel's foot. Then Yuliana saw a church member drive past who then stopped his car. He took Daniel to the hospital.

Yuliana was so thankful that God had sent so many helpers to care for Daniel. She wants to keep using her helping hands to care for others too—even when it's hard. She wants to be like Jesus, who "went about doing good."



## Jesus Cares for You Card

### What you need:

Week 13 craft template, scissors, glue, colored tissue paper, marker. (1)

### Preparation Instructions:

Cut out the heart shape in the center of the card (2)

### Create it Together:

1. Fold the card along the dotted line. Rip off pieces of different colored tissue paper and glue on the blank side. (3)
2. Glue around the heart side and stick the two sides together. An adult can help write "Jesus cares for You and I do too!" on the back. Give to someone who needs to know that Jesus cares. (4)

